



GOES THROUGH IT



Simpson[®]

\$10.00

A fine, hand-crafted product never goes out of style. And it virtually always retains its value. This certainly holds true for our collection of Bungalow Series® doors. Offered with traditional beaded v-groove panels and Simpson's ViewSaver® construction, these doors are a perfect option for establishing that feeling of traditional comfort.



LIFE
GOES THROUGH IT





bun·ga·low™

a widely bracketed gable roof frequently built of rustic materials; a place where one feels right at home

7218 | door shown with 9541 dentil shelf

bungalow series®

DON'T DECIDE JUST YET



7212 
Shown with beveled glass | 7212 door, 7213 sidelight

7222 
Shown with beveled glass | 7222 door, 7213 sidelight



7214 
Shown with beveled glass | 7214 door, 7215 sidelight

7224 
Shown with beveled glass | 7224 door, 7215 sidelight



7216 
Shown with beveled glass | 7216 door, 7217 sidelight

7226 
Shown w/ beveled glass | 7226 door with 9540 dentil, 7217 sidelight



Innerbond® v-groove panel Medex® v-groove panel

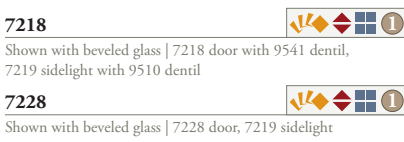


Medex Panel Option

Looking to paint your Bungalow Series door? Then consider specifying a Medex panel. Medex is manufactured from wood residues that have been pressure-cooked with steam and then rubbed apart into small, relatively uniform bundles of fiber. This process affords additional weather protection for exterior doors, and when painted, appears just like our standard wood panel.



7218 
 Shown with beveled glass | 7218 door with 9541 dentil,
 7219 sidelight with 9510 dentil



7228 
 Shown with beveled glass | 7228 door, 7219 sidelight



Dentil Shelf Options

		
Large tooth <i>detail</i> 9541	Large tooth <i>sidelight detail</i> 9510	Small tooth <i>detail</i> 9540

options


7228 | shown in fir with 7219 sidelights

Medex is a registered trademark of Sierra Pine Ltd.

DOOR WAYS




While manufacturers continually look to do things faster, we feel it's important to slow the process down for some key steps in our manufacturing process. One prime example is the way we dry our wood. We believe in drying our wood as slowly as possible and it can take between nine and fourteen days in our dry kilns to bring our wood to the optimum moisture content. Drying the wood more quickly can result in more problems down the road and that's a shortcut we're just not willing to take. Select a Simpson door and you'll get a more beautiful door for your home, because we've built it smarter.




7302 



7304 




7306 



7322 



7324 



7326 





7218

7218 | shown with 9541 dentil shelf

options

Your Options

Highlight wood 🌳

Remember, choose the species of wood that best complement your lifestyle. For more information, visit simpsondoor.com.

		
Douglas Fir	Mahogany	Knotty Pine
		
Poplar	Cherry	Knotty Alder

Bungalow Series doors feature Simpson's patented Innerbond® panel with beaded v-grooves.



Life

LIFE | GOES THROUGH IT

simpsondoor.com | 1.800.SIMPSON
400 Simpson Avenue, McCleary, WA 98557

©2008 Simpson Door Company. Printed in USA. Brochure and door designs covered by copyright. Unless otherwise noted, all proprietary names are trademarks of Simpson. All rights reserved.
Reorder #9555. February 2008.

Simpson[®]