

There are times in this life
when you simply want more.




You want lasting luxury and uncommon artistry. You want the best. This applies especially to your home. It should reflect your personality and accomplishments, while also pleasing your eye at every turn. That's why every element needs to be of the highest quality—the kind of remarkable quality and craftsmanship found in the world's finest doors. IWP® Custom Wood exterior doors.




Our craftspeople know details make all the difference and help a home become beautifully luxurious. So every inch of every door bears witness to their unmatched dedication, and the door's beauty and individuality are sure to catch your eye time after time.



A close-up, low-angle shot of a wooden door. The door is made of a light-colored wood with a dark, possibly black, decorative border. At the top of the door is a glass insert with a leaded glass pattern, featuring several diamond-shaped panes. The lighting is soft, highlighting the texture of the wood and the intricate details of the glasswork.

JELD-WEN artisans offer personalized attention to detail that's reflected in each one of our doors.





Our captivating craftsmanship begins by carefully selecting the finest wood.

Once chosen, the grain and texture is studied to ensure the wood's character will truly shine in the finished doors. Then with precision cutting, hand assembly and hand-matched joinery, our craftspeople ensure the doors are as strong as they are beautiful. Also, by using fine stains, and employing our Permalane finishing system, we create enduring masterpieces.




Beyond fine materials and
exacting artistry,
what ultimately sets our doors apart
is their uniqueness.

A machine simply cannot replicate the distinctive qualities of something fashioned and carved by hand and imagined by you. In fact, with all the wood species, finishes, glass, hardware, custom carving and other options we provide, every IWP® Custom Wood door is a unique, customized vision of what you desire. Just bring us your dreams, and we'll craft them into reality.

For we know that the most pleasing kind of craftsmanship is the kind that's especially for you.





INDIVIDUAL ARTISTRY

TABLE OF CONTENTS

Estate Collection	12
Craftsman Collection	30
Classic Collection	38
Contemporary Collection	82
Decorative grille doors	92
Patio doors	100
Folding door systems	106
Transoms	112
Wood species and finishes	116
Textural options	122
Glass options	124
Hardware and accents	128
Prefinishing and prehanging	132
Additional options	134
Custom capabilities	138
Care and maintenance	140
Warranty	142
Door index	143

About our featured doors: To find out more about the doors featured on pages 3–115, please see the index on page 143.

All door glass in this catalog was photographed with an amber background for visual distinction. All glass is clear decorative glass, not amber.



RELIABILITY *for real life*®



Every IWP® Custom Wood exterior door is a beautiful statement of individuality. The designs and options we offer are architecturally inspired to complement any home style. You can also rely on any design you choose to be a model of craftsmanship, because each one is handmade from the finest hardwoods.





ESTATE COLLECTION



The IWP® Custom Wood exterior doors in the Estate Collection will add Old World charm to any home. This collection includes various enchanting panel designs, as well as our widest array of distinctive radius and segment top doors. For greater authenticity, these doors are also available with many finish options. Wood surface textures and antique finishes provide an aged look—without compromising performance—while rustic grilles for sidelights or speakeasies and decorative clavos and straps add visual appeal.

We've designed aesthetic options with our Estate Collection door designs especially in mind. These options not only enhance the visual appeal of any design, but they also give the door an architecturally authentic look. To see the full range of options, please see pages 116-139.



Straps

These decorative metal accents have a hand-forged look, which adds character to the rails, corners or radius portions of our Estate designs.




Sidelight grilles

With these decorative metal grilles, sidelights from our Estate Collection are infused with substantial Old World visual appeal.



Antique finishes

Especially ideal for our Estate designs, these finishes provide an aged look and enhance a wood species' character marks and grain pattern.



Every IWP® C
and options w
rely on any de
from the finest



902
Genuine Mahogany Door,
Dark Cherry Finish



1223
Distressed Knotty Alder Door,
Antique Chappo Finish



922
Genuine Mahogany Door,
Chappo Finish





922
Genuine Mahogany Door,
Chappo Finish



1223
Distressed Knotty Alder Door,
Antique Chappo Finish



902
Genuine Mahogany Door,
Dark Cherry Finish



1204
Wire Brushed Clear Alder Door
Pebble Grey Mist Finish, Optional
Segment Top, Optional Door Straps
in Dark Patina



1204
Clear Alder Door, Wheat Finish



1202 Double radius door system

Genuine Mahogany Doors, Dark Cherry Finish, Optional Radius Top and 1-3/4" Round Clavos in Dark Patina



1202

Handhewn Clear Alder Door, Antique Gunstock Finish

1101 Handhewn Clear Alder Sidelights, Antique Gunstock Finish, ND Glass, Patina Caming





1208
Knotty Alder Door, Cherry Finish,
Optional 1-3/4" Diamond Clavos
in Dark Patina



1208
Knotty Alder Door, Cherry Finish



1321
Clear Alder Door, Merlot Finish, Optional 1" Diamond Clavos in Dark Patina

1101 Clear Alder Sidelights, Merlot Finish, Clear Bevel IG Glass,
Optional Bordeaux Grilles in Dark Patina



1322
Knotty Alder Door, Antique Chappo Finish, Clear IG Glass, Optional Radius Top, Optional 1" Round Clavos in Dark Patina



Oval Rustic Grille detail



1209
Radius Top, Distressed Knotty Walnut Door, Clear Finish, Oval Speakeasy with Oval Rustic Grille in Dark Patina



1209
Knotty Alder Door, Chappo Finish, Clear IG Glass, Optional Speakeasy with Rustic Grille in Dark Patina



1218
Wire Brushed Clear Alder Door and Sidelights,
White Wash Finish, Clear Bevel IG Glass



1311
Red Oak Door,
White Wash Finish



1221
Wire Brushed Knotty Alder Door, White Wash Finish,
Optional Speakeasy with Seville Grille in Dark Patina

1101 Wire Brushed Knotty Alder Sidelights, White Wash Finish,
Clear Bevel IG Glass, Optional Seville Grilles in Dark Patina



1222
Wire Brushed Knotty Alder Door,
Wheat Finish, Optional 1-3/4"
Round Clavos in Dark Patina



1308
Distressed Knotty Alder Door,
Antique Cherry Finish, Optional
1-3/4" Round Clavos in Dark Patina,
Optional Radius Top



1265
Wire Brushed Clear Alder Doors and Sidelights, Ebony Finish, Clear Bevel IG Glass,
Operable Florence Grilles in Dark Patina (sidelight grilles are not operable)



1260
Distressed Clear Alder Door and Sidelights, Antique Cherry Finish, Clear Bevel IG Glass,
Optional Operable Florence Grilles in Dark Patina (sidelight grilles are not operable)



1325
Distressed Knotty Alder Door,
Antique Chappo Finish, Optional
Speakeasy with Rustic Grille in
Dark Patina, Optional Radius Top,
Optional 1" Diamond Clavos in
Dark Patina



1325
Wire Brushed Clear Alder Door,
Cherry Finish, Optional Segment Top



1301
Clear Alder Door, Cherry Finish,
Optional Gothic Top, Optional
1" Diamond Clavos in Dark Patina



1301
Clear Alder Door, Cherry Finish,
Optional Gothic Top



1303
Handhewn Knotty Alder Door,
Antique Wheat Finish



Clear IG Beveled Glass
and Rustic Grille detail



1303
Handhewn Knotty Alder Door, Antique Wheat Finish, Optional
1" Diamond Clavos in Dark Patina, Optional Door Straps in Dark Patina

1101 Handhewn Knotty Alder Sidelights, Antique Wheat Finish,
Clear IG Beveled Glass, Optional Rustic Grilles in Dark Patina



1322
Wire Brushed Knotty Alder Door,
Wheat Finish, Optional 1-3/4"
Round Clavos in Dark Patina



NT Glass detail



1322
Wire Brushed Knotty Alder Door, Chappo Finish
1101 Wire Brushed Alder Sidelights, Chappo Finish,
NT Glass, Patina Caming





1212*
Knotty Alder Door,
Chappo Finish



1234*
Handhewn Knotty Alder Door,
Antique Wheat Finish



1350**
Distressed Knotty Alder Door,
Antique Chappo Finish, Optional
Speakeasy with Rustic Grille in
Dark Patina, Optional 1-3/4"
Diamond Clavos in Dark Patina



1350**
Wire Brushed Clear Alder Door,
Ebony Finish, Optional Segment
Top, Optional 1-3/4" Round
Clavos in Dark Patina



1355**
Distressed Knotty Alder Door,
Antique Cherry Finish, Optional
1-3/4" Round Clavos in Dark Patina

**Flat panels are standard for doors 1212
and 1234.*


***Due to the full length plank configuration
of doors 1350 and 1355, the doors will
not weather-seal well at the top.*



1322
Clear Alder Door, Pebble Grey Mist Finish, Optional Speakeasy with Rustic Grille in Dark Patina, 1-3/4" Round Clavos in Dark Patina



1313
Wire Brushed Knotty Alder Door, Clear Finish, Optional Segment Top, Optional Rectangular Door Light with Clear IG Glass, Optional Seville Grille in Rust Patina, Optional 1" Round Clavos in Rust Patina, Optional Door Straps in Rust Patina



1290
Clear Alder Door, White Wash Finish



1390
Handhewn Clear Alder Door, Antique Chappo Finish

1101 Handhewn Clear Alder Sidelight, Antique Chappo Finish, NV Glass, Patina Caming



1313

Clear Alder Door, White Wash Finish

1101 Clear Alder Sidelights, White Wash Finish, Clear Bevel IG Glass, Optional Tuscan Grilles in Dark Patina



NV Glass detail



1313

Clear Alder Door, White Wash Finish

1101 Clear Alder Sidelights, White Wash Finish, NV Glass, Zinc Caming



1202
Handhewn Clear Alder Dutch Door, Antique Gunstock Finish



1202
Handhewn Knotty Alder Dutch Door, Antique Cherry Finish, Optional Radius Top



Optional Dutch Door Latch in Dark Patina



1322
Wire Brushed Clear Alder Dutch Door, Cherry Finish, Optional 1-3/4" Round Clavos in Dark Patina



1242
Handhewn Knotty Alder Dutch Door, Chappo Finish, Clear Bevel IG Glass, Optional Shelf







CRAFTSMAN COLLECTION

This IWP® Custom Wood exterior door collection perfectly captures the essence of Craftsman, Prairie and Mission architecture. All these door designs feature wider stiles and bottom rails, flat panels and squared sticking; patina glass coming and shelves are also available. Additionally, the collection includes Craftsman-inspired glass, such as Art Nouveau designs and geometric patterns reminiscent of Frank Lloyd Wright. All these details will add not only visual interest to your home, but also perfect architectural authenticity.



381*
Oak Door and Sidelights, Clear Finish,
Seedy Glass, Optional Shelf



X Glass detail



385*
Walnut Door and Sidelights, Chappo Finish,
X Glass, Optional Shelf



382
Genuine Mahogany Doors, Dark Cherry Finish,
Clear IG Glass



386
Clear Alder Door, Antique Chappo
Finish, Clear IG Glass



389
Knotty Walnut Door, Wheat Finish,
P Glass



P Glass detail



383
Cherry Door, Sidelights and **600** Transom,
Merlot Finish, N Glass, Optional Shelf



385
Walnut Door, Sidelights and **620** Transom,
Clear Finish, Cherry Blossom Glass



387
Clear Alder Door, Sidelights and **600** Transom,
Wheat Finish, Z Glass, Optional Shelf



1381
 Distressed Clear Alder Door and Sidelights, Antique Dark Cherry Finish, Triple-Glazed Seedy Glass, Optional Shelf



383
 Cherry Dutch Door, Merlot Finish, N Glass, Optional Shelf



387
 Clear Alder Dutch Door, Wheat Finish, Z Glass, Optional Shelf



180
 Cherry Door and Sidelights, Clear Finish,
 Q Glass, Patina Caming



180
 Genuine Mahogany Door,
 Dark Cherry Finish, A Glass,
 Polished Zinc Caming



180
 Oak Door, Cherry Finish,
 All-Panel Door






A photograph of a stone wall with a lit outdoor lantern and a flower pot. The lantern is black with a glass enclosure and is mounted on the wall. The flower pot is in the bottom left corner, containing red flowers. The wall is made of light-colored stone blocks.

CLASSIC COLLECTION

The IWP® Custom Wood exterior doors in our Classic Collection are suitable for a wide range of homes. Select a traditional six-panel design to complement the bold symmetry of a Colonial home; a carved design with an intricate decorative glass insert to enhance the ornate appeal of a Victorian home; or any distinctive design with a coordinating transom and sidelights to increase the drama of a home's entry. With this collection, the widest array of designs and options are available for your consideration.



423
Genuine Mahogany Doors and Sidelights, Chappo Finish,
Low-E IG Glass



421
Genuine Mahogany Doors, Chestnut Finish,
Clear IG Glass



461
Genuine Mahogany Door, Dark
Cherry Finish, Clear IG Glass



412
Walnut Door, Chappo Finish,
All-Panel Door, Optional
Carving on One Side



412
Oak Door and Sidelights, Ebony Finish,
AB Glass, Polished Zinc Caming



465
Genuine Mahogany Door,
Wheat Finish, All-Panel Door,
Optional Carving on One Side



465
Cherry Door, Chappo Finish,
T Glass, Zinc Caming, Optional
Carving on One Side



L Glass,
Patina Caming



D Glass,
Brass Caming

Glass for 465 door only.



412
 Genuine Mahogany Door and Sidelights, **620** Transom, Merlot Finish,
 L Glass, Patina Caming, Optional Carving on One Side



H Glass, Brass Caming



AB Glass, Polished Zinc Caming

Glass for 412 door only.



465
Genuine Mahogany Door, Sidelights and Transom, Merlot Finish, L Glass,
Patina Caming, All-Panel Door, Optional Carving on One Side



432
 Genuine Mahogany Door and TDL Sidelights, **625** TDL
 Transom, Merlot Finish, Clear IG Glass, All-Panel Door



430
 Walnut Door and TDL Sidelights, Chappo Finish,
 Clear IG Glass, All-Panel Door



432
 Paintable Door,
 All-Panel Door



442
 Genuine Mahogany Door, **442** TDL Sidelights, **600** TDL
 (6W, 1H) Transom, Chestnut Finish, Clear IG Glass



444
 Oak Door and TDL Sidelights, Chappo Finish,
 Clear IG Glass



446
 Genuine Mahogany Door,
 Russet Finish, Clear IG Glass



435
Walnut Door with Wraparound Sidelights and Transom,
Chappo Finish, Q Glass, Brass Caming, All-Panel Door



435
Paintable Door with Wraparound Sidelights and Transom,
BC Glass, Patina Caming, All-Panel Door




110
 Genuine Mahogany Door and Sidelight,
 Cherry Finish, D Glass, Patina Caming




T Glass,
 Polished Zinc
 Caming



Fountain Glass



R Glass,
 Brass Caming



Q Glass,
 Brass Caming



J Glass,
 Brass Caming

Glass for 110 door only.



110 Door Carving Detail



110
Oak Door, Wheat Finish, All-Panel
Door, Optional Carving on One Side



110
Genuine Mahogany Door, Cherry
Finish, Optional Radius Top,
All-Panel Door



112
Oak Door, Chappo Finish,
All-Panel Door
Available with optional carving; see door 110.





T Glass detail



103

Genuine Mahogany Door and Sidelights, Cherry Finish,
T Glass, Brass Caming, All-Panel Door

Comes with additional glass options, J, R, Q, D and Fountain Glass; see page 53 for glass designs.



D Glass detail



870

Genuine Mahogany Door and Sidelights, Russet Finish,
D Glass, Polished Zinc Caming






302
Cherry Door and Sidelights, Clear Finish,
T Glass, Polished Zinc Caming



J Glass,
Brass Caming



Q Glass,
Brass Caming



D Glass,
Patina Caming



R Glass,
Brass Caming



Fountain Glass

Glass for 103 and 302 doors only.



141
Cherry Door and Sidelights, Wheat Finish, B Glass,
Patina Caming, All-Panel Door, Optional Carving on One Side



125
Oak Door
Ebony Finish, A Glass,
Brass Caming




225
Oak Door and Sidelights, Dark Cherry Finish,
T Glass, Polished Zinc Caming



225
Oak Door, Chappo Finish,
All-Panel Door



112
 Genuine Mahogany Door and Sidelight, Gunstock
 Finish, D Glass, Polished Zinc Caming



Q Glass,
 Brass Caming



Clear Fountain Glass
 Also available in
 Blue and Grey.

Glass for 112, 190 and 225 doors only.



190
 Cherry Door and Sidelight, Cherry Finish,
 D Glass, Brass Caming



R Glass,
 Brass Caming



J Glass,
 Brass Caming



190
Oak Door, Wheat Finish,
All-Panel Door



425
Knotty Alder Door, Wheat Finish,
VR Glass, Patina Caming



407
Clear Alder Door, Chappo Finish,
All-Panel Door



407
Oak Door and Sidelight, Gunstock Finish,
CE Glass, Polished Zinc Caming



A Glass,
Patina Caming

*Glass for
407 door only.*



106
Oak Door and Sidelight, Wheat Finish, B Glass,
Patina Caming, Optional Carving and Shelf on
One Side



106*
Oak Sidelight,
Wheat Finish,
T Glass,
Patina Caming



106*
Genuine Mahogany
Sidelight, Russet Finish,
T Glass, Patina Caming

**Sidelight widths less than 16" contain square glass; sidelight widths 16" or greater contain oval glass.*



LG Glass, Brass Caming



V Glass, Polished Zinc Caming



G Glass, Patina Caming



T Glass, Patina Caming

Glass for 106 door only.




115
Cherry Door and Sidelight, Cherry Finish, LG Glass,
Patina Caming, Optional Carving on One Side



115
Genuine Mahogany Door and Sidelight,
Cherry Finish, Grey Crystal Glass



115*
Oak Sidelight,
Wheat Finish,
K Glass,
Patina Caming



115*
Oak Sidelight,
Chappo Finish,
K Glass,
Patina Caming

**Sidelight widths less than 16" contain square glass; sidelight widths 16" or greater contain oval glass.*



A Glass, Patina Caming



T Glass, Brass Caming



V Glass, Polished Zinc Caming



G Glass, Patina Caming



K Glass, Patina Caming



B Glass, Brass Caming

Actual door and sidelight layouts may vary from the models pictured due to size changes. Please contact your local dealer for layout of each size.



402
Paintable Door and Sidelights, Clear Crystal Glass
Glass also available in Blue and Grey.




402
Oak Door and Sidelights, Chappo Finish, T Glass,
Brass Caming, Optional Carving on One Side



402
Cherry Door and Sidelight, Clear Finish, V Glass,
Patina Caming, Optional Carving on One Side



402*
Oak Sidelight,
Chappo Finish,
G Glass, Polished
Zinc Caming



402*
Oak Sidelight,
Wheat Finish,
G Glass, Polished
Zinc Caming

**Sidelight widths less than 16" contain square glass; sidelight widths 16" or greater contain oval glass.*



LG Glass, Polished Zinc Caming



G Glass, Polished Zinc Caming



880
Oak Door and Sidelights, Chappo Finish,
A Glass, Patina Caming



880
Walnut Door and Sidelights, Chappo Finish,
DE Glass, Brass Caming



880
Paintable Door and Sidelight,
FG Glass, Patina Caming



880
Paintable Door and Sidelight,
Q Glass, Polished Zinc Caming



340
Cherry Door, Cherry Finish,
All-Panel Door




116
Oak Door, Wheat Finish, All-Panel
Door, Optional Carving on One Side



760
Paintable Door, All-Panel Door



760
Oak Door, Chappo Finish,
All-Panel Door




116
Cherry Door and Sidelights, Cherry Finish,
M Glass, Patina Caming



404
Oak Door, Wheat Finish,
A Glass, Patina Caming



406
Oak Door and Sidelights, Chappo Finish,
S Glass, Patina Caming, Optional Shelf on One Side



T Glass,
Polished Zinc
Caming

Glass for 406 door only.



890 Door
Carving detail




890
Oak Door, Chappo Finish, All-Panel
Door, Optional Carving on One Side



890
Cherry Door and Sidelights, Dark Cherry Finish,
A Glass, Patina Caming, Optional Carving on One Side



B Glass,
Polished Zinc Caming



C Glass,
Brass Caming

Glass for 890 door only.



850A
Oak Door, Sidelights and Transom, Chappo Finish,
A Glass, Brass Caming



A Glass detail



865
Oak Door and Sidelight, Chappo Finish,
A Glass, Patina Caming



C Glass detail



865
Oak Door and Sidelight, Chappo Finish,
C Glass, Brass Caming



401
Cherry Door and Sidelight, Dark Cherry Finish, C Glass,
Brass Caming, Optional Shelf on One Side



450
Paintable Door and Sidelights,
J Glass, Brass Caming



460
Cherry Door and Sidelights, Clear Finish,
W Glass, Patina Caming



401
 Oak Door, Sidelights and **640** Transom, Wheat Finish,
 B Glass, Patina Caming, Optional Shelf on One Side



252
Genuine Mahogany Doors and Sidelights, **603** Transom,
Cherry Finish, A Glass, Brass Caming



252
Walnut Doors, Chappo Finish, All-Panel Doors





250
Oak Doors, Wheat Finish,
All-Panel Doors



250
Genuine Mahogany Doors, Cherry Finish,
U Glass, Patina Caming



Y Glass,
Polished Zinc Caming



C Glass,
Brass Caming



250
Paintable Doors and Sidelights,
C Glass, Brass Caming



862
Cherry Doors, Merlot Finish,
Clear IG Glass



200
Walnut Doors and Sidelights, Clear Finish,
Q Glass, Polished Zinc Caming



200
Walnut Doors, Chappo Finish,
Y Glass, Patina Caming



203
Oak Doors and Sidelights, Wheat Finish,
Q Glass, Patina Caming



201
Cherry Segment Top Doors and Sidelights,
Cherry Finish, Q Glass, Brass Caming.



202
Genuine Mahogany Segment Top Doors and Sidelights, Cherry Finish,
Q Glass, Patina Caming



160
Oak Door, Chappo Finish,
All-Panel Door



704
Oak Door, Chappo Finish,
All-Panel Door



403
Oak Door, Cherry Finish,
All-Panel Door, Optional
Carving on One Side



405
Genuine Mahogany Door, Chappo
Finish, A Glass, Brass Caming



428
Genuine Mahogany Door,
Wheat Finish, Clear Bevel IG Glass



708
Oak Door, Chappo Finish,
All-Panel Door



370
Oak Door, Cherry Finish,
All-Panel Door



106
Oak Dutch Door, Wheat Finish,
B Glass, Patina Caming



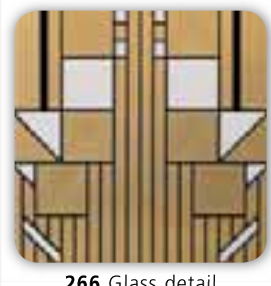


CONTEMPORARY COLLECTION

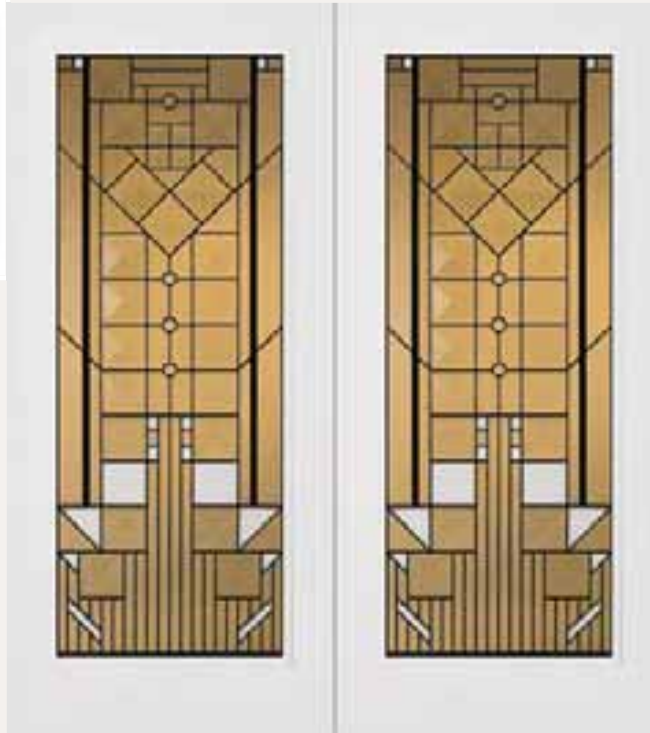
Whether your home is inspired by Art Deco style or features the streamlined geometry of Bauhaus design, IWP® Custom Wood exterior doors from our Contemporary Collection are the perfect complement. This collection includes a variety of modern designs and many have decorative glass created by an architectural glass artist. These designs are shown in a selection of finish colors; they can also be enhanced with our paint options for a clean appearance that's well-suited to contemporary architecture.



260
Genuine Mahogany Doors and Sidelights, **603** and **260** Transoms, Ebony Finish, Patina Caming



266 Glass detail



266
Painted Doors, Ivory Finish, Patina Caming



264 Glass detail



264
Walnut Door and Sidelights, Chappo Finish, Polished Zinc Caming



254
Genuine Mahogany Doors, Dark Cherry Finish, E Glass,
Polished Zinc Caming



274
Genuine Mahogany Doors, Cherry and Wheat Finish,
Reed Glass



982
Walnut Door, Clear Finish,
Ebony Inlay



268
Cherry Doors and Sidelights, Clear Finish, Polished Zinc Caming



210
Maple Door and Sidelights, White Wash Finish, Rain Glass




Blue Eclipse Glass Detail
Clear Eclipse also available.



170
Clear Alder Doors, White Wash Finish,
Grey Eclipse Glass



171
Paintable Doors and Sidelights,
Rain Glass



860
 Clear Alder Doors and Sidelights, Pebble Grey Mist Finish, Clear IG Glass
 When ordering, specify glass panels on left or right side as viewed from exterior.



750
 Oak Door, Cherry Finish,
 All-Panel Door




750
 Cherry Door and Sidelights, Chestnut Finish,
 Clear IG Glass




800
Genuine Mahogany Doors, Chestnut Finish,
Clear IG Glass, Layout I



800
Genuine Mahogany Doors and Sidelights, Chestnut Finish,
Clear IG Glass, Layout IV





DECORATIVE GRILLE DOORS

Our decorative grille door designs infuse any entry with a unique sense of elegance. Each of these doors features a single lite with a decorative grille. A range of grille designs is available to suit various architectural styles, from Old World to Modern. Like all our doors, decorative grille doors come in whichever wood species and finish combination you select.

For availability, check with your local JELD-WEN dealer or sales representative.



1260
Genuine Mahogany Doors, Cherry Finish, Clear IG Glass,
with Helios™ Grille in Dark Patina and Optional Segment Top



1260
Genuine Mahogany Doors, Cherry Finish, Clear IG Glass,
with Nouveau™ Grille in Dark Patina and Optional Segment Top



1260

Genuine Mahogany Doors, Cherry Finish, Clear IG Glass, with Mediterranean™ Grille in Dark Patina and Optional Segment Top



5037

Genuine Mahogany Door, Cherry Finish, Clear IG Glass, with Etruscan™ Grille in Dark Patina and Optional Radius Top



5037
Genuine Mahogany Door, Cherry Finish, Clear IG Glass, with Monte Carlo™ Grille in Dark Patina and Optional Radius Top



5037
Genuine Mahogany Door, Cherry Finish, Clear IG Glass, with Infinity Grille in Dark Patina and Optional Radius Top



5037
Genuine Mahogany Door, Cherry Finish, Clear IG Glass, with Lotus Grille in Dark Patina and Optional Radius Top



5037
Genuine Mahogany Door, Cherry Finish, Clear IG Glass, with Versailles Grille in Dark Patina and Optional Radius Top



5037
 Genuine Mahogany Door, Cherry Finish, Clear IG Glass, with Heritage Grille in Dark Patina and Optional Segment Top



5037
 Genuine Mahogany Door, Cherry Finish, Clear IG Glass, with Regal Grille in Dark Patina and Optional Segment Top



5037
Genuine Mahogany Door, Cherry Finish, Clear IG Glass, with Century Grille in Dark Patina



5037
Genuine Mahogany Door, Cherry Finish, Clear IG Glass, with Chateaux Grille in Dark Patina



5037
Genuine Mahogany Door, Cherry Finish, Clear IG Glass, with Georgian Grille in Dark Patina



5037
Genuine Mahogany Door, Cherry Finish, Clear IG Glass, with Metropolis™ Grille in Dark Patina



5037
 Genuine Mahogany Door, Cherry Finish, Clear IG Glass, with Sundial™ Grille in Dark Patina




5037
 Genuine Mahogany Door, Cherry Finish, Clear IG Glass, with Meander™ Grille in Dark Patina



5037
 Genuine Mahogany Door, Cherry Finish, Clear IG Glass, with Armada™ Grille in Dark Patina



PATIO DOORS



With IWP® Custom Wood patio doors, it's easy to create a bright and beautiful passageway. In fact, these extraordinary doors are designed to both complement a home's aesthetic features and increase natural light. Our ample options and custom capabilities can support nearly any design preference or requirement.



508
Clear Alder Door, White Wash Finish,
Clear IG Glass



509
Genuine Mahogany Door, Cherry
Finish, Clear IG Glass



513
Cherry Door, Clear Finish,
Clear IG Glass



515
Oak Door, Chappo Finish,
Clear IG Glass



510
Oak Door, Clear Finish,
Beveled IG Glass



500
Oak Door, Chappo Finish,
Clear IG Glass



880
Cherry Door, Gunstock Finish,
Clear IG Glass



1260
Genuine Mahogany Doors, Cherry Finish,
Clear IG Glass, Optional Segment Top



5037
Genuine Mahogany Door, Cherry
Finish, Low-E IG Glass, Optional
Radius Top



5037
Genuine Mahogany Door, Cherry
Finish, Low-E IG Glass, Optional
Segment Top



5037
Genuine Mahogany Door, Cherry
Finish, Low-E IG Glass




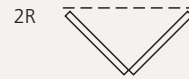
FOLDING DOOR SYSTEMS



We're pleased to provide a new option for your home—our folding door systems. These systems operate accordion-style, which means each section slides on an overhead track and neatly folds away for full access to the indoors or outdoors. To accommodate a range of openings, we also offer various door configurations.



515
Oak Door, Chappo Finish, Clear IG Glass,
2R configuration shown



515
Oak Door, Chappo Finish, Clear IG Glass,
2L1R configuration shown





509
Genuine Mahogany Door, Cherry Finish, Clear IG Glass,
1L2R configuration shown



509
Genuine Mahogany Door, Cherry Finish, Clear IG Glass,
2L2R configuration shown





INNOVATIVE CHOICES


Folding door hardware

Standard hardware finishes for our folding doors include Brushed Stainless Steel and Brushed Bronze. Optional finishes are also available. The Bronze anodized, low-level combination sill provides easy access.



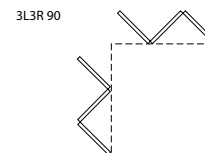
Folding door configurations

The exterior folding door systems we create are truly customizable, because they're available in several configurations, ranging from two to eight leaves (depending on the opening width). Special order options include door heights up to 10'. We offer widths up to 48' (for doors opening from the center with a properly engineered header).



Standard size guide

Number of doors	Door configuration
2	2L or 2R
3	2L1R or 1L2R
4	2L2R, 3L1R or 1L3R
5	4L1R, 1L4R, 3L2R or 2L3R
6	5L1R, 1L5R, 4L2R, 2L4R, 3L3R or 3L3R90
7	6L1R, 1L6R, 5L2R, 2L5R, 4L3R or 3L4R
8	6L2R, 2L6R, 5L3R, 3L5R or 4L4R





905

TRANSOMS



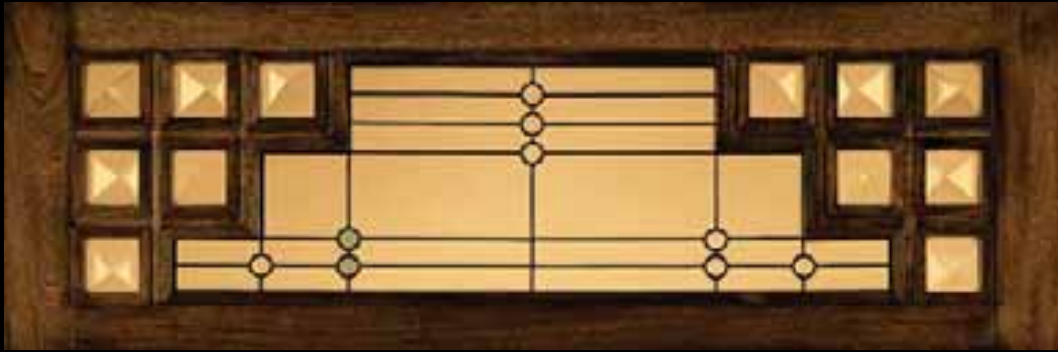
Add drama to your entrance, while also noticeably increasing natural light within your home. We create transoms in three different standard shapes with a large assortment of glass designs (custom designs are also available). This selection allows you to choose a transom that reflects your style and complements your home's architecture. Additionally, our transoms coordinate with various sidelight designs, and using these elements in combination establishes a complete entry system.

Glass Design	Rectangular 600 Series	Compound Radius 620 Series	Half-Round 640 Series	Glass Design	Rectangular 600 Series	Compound Radius 620 Series	Half-Round 640 Series
A				LG			
B				Q			
401B				R			
C				T			
D				V			
G				TDL			
H				602			
J				622			
K				642			
L				Crystal*			
				1 Lite			
				383N*		385X*	
				387Z*		389P*	

*Available in standard sizes only



640 Transom




260 Transom



600 Transom



625 Transom



AESTHETIC SELECTIONS

When it comes to selecting a distinctive IWP® Custom Wood door for your home, our designs are just the beginning of the story. We offer the widest assortment of options to embellish, distinguish and enhance each door design. You'll see a visually rich variety of wood species, finishes and textures, radiant types of glass, charming hardware accents and more. Along with our custom capabilities—that make nearly any look possible—any one of our doors will become precisely what you desire.

NATURAL CHARACTER

Alder—*Alnus rubra*

This versatile wood species features a fairly straight grain with areas of burl clusters and a few small knots. These marks add character to the door and will provide darker texture and color when finished. Alder varies from pale yellow to reddish brown, and it accepts stains exceptionally well. It's also the lightest and least dense of all the standard wood species we offer. *Also available: Knotty Alder.*



**With a Clear finish, variances in woodgrain and color are more apparent. Filled nail holes are also more noticeable.*

***IWP® tint finishes include White Wash and Pebble Grey Mist. These finishes are created with a wash process, which involves wiping paint on the door surface and immediately wiping it off, so only surface highlights remain. This process purposely does not produce the color consistency of typical penetrating stains, such as Chappo, Cherry or Merlot.*

NOTE: Variances in photography and printing may cause finish colors shown in this catalog to vary from actual finish.

Cherry—*Prunus serotina*

The Cherry we use is carefully chosen and varies from rich red to reddish brown in color. It features a fine, straight and close grain with a smooth texture. Occasionally, thin gum pockets and small clusters of pin knots are visible. These character marks, along with random blonde streaks of sapwood, add a distinctive quality to the wood. Cherry stains easily and smoothly.



Chappo



Cherry



Chestnut



Clear*



Dark Cherry



Ebony



Gunstock



Merlot



Russet



Wheat

Genuine Mahogany—*Swietenia Macrophylla*

Our Genuine Mahogany is the very best available; it's the kind that's typically used for the finest furniture and cabinetry. Its color ranges from reddish brown to a deep, rich red, and it stains well for a superior finish. The wood displays a prominent growth ring figure, with grain that is straight or interlocked. Genuine Mahogany offers less expansion, contraction and moisture absorption than most other hardwoods. *Also available: African Mahogany.*



Chappo



Cherry



Chestnut



Dark Cherry



Ebony



Gunstock



Merlot



Russet



Wheat

Oak—*Quercus rubra*

We use Northern Red Oak of only the best grade, which ensures the greatest color and grain pattern consistency. This Oak is renowned for its dramatically pronounced grain pattern. This pattern varies from a tight, vertical grain to a beautifully arched pattern. The color range includes light straw and honey with a light pink hue. It also accepts stains very well.



Chappo



Cherry



Chestnut



Clear*



Dark Cherry



Ebony



Gunstock



Merlot



Pebble Grey Mist**



Russet



Wheat



White Wash**

Walnut—*Juglans nigra*

This wood species is traditionally used for fine furniture, gun stocks and boatbuilding; its durability makes it ideal for our exterior doors as well. The color varies from a rich, dark brown to black with purple undertones. Walnut features attractive blonde sapwood streaks within the darker tones, and it generally has a straight grain with occasional waves or curls. *Also available: Knotty Walnut.*



Chappo



Clear*

*See page 118

**See page 118

Note: Variances in photography and printing may cause finish colors shown in this catalog to vary from actual finish.

Paint options

For a versatile, more contemporary look, select one of our paint colors. Our standard colors, shown below, are available for any door design. We can also match any paint color you select; simply provide us with a 4" x 4" paint sample or a Sherwin-Williams® paint number.



Ivory



Swiss Coffee



Eggshell



Khaki



Forest



Cobalt

BEAUTIFUL DEPTH

Antique finishes

We offer antique finish colors for all our solid wood doors. This look is achieved through a multistep process that begins with applying a base stain for basic, overall color. Next, a dark brown or black stain (depending on the base color) is applied between the mouldings, panels and character marks, which highlights these areas. Finally, our Permalane finishing system is applied for a furniture-quality finish.

Antique finish samples



Antique Chappo



Antique Cherry



Antique Ebony



Antique Wheat



Antique White Wash**



Antique Gunstock

**See page 118

NOTE: Variances in photography and printing may cause finish colors shown in this catalog to vary from actual finish.

Wood surface textures

Smooth

This is the standard texture used for all our exterior doors.

Handhewn

This texture adds the look of weather-worn waves to our doors, and it is our least pronounced texture. To create it, we plane channels of various sizes into the smooth surface of a door's stiles, rails and panels. The areas between the smooth surface and channels are then hand-sanded for a visually pleasing transition between the different surface depths.

Distressed

Our distressed texture gives doors an aged, Old World appearance. After applying the same techniques used to create our handhewn texture, we use chisels and other hand tools to apply random worm holes and additional character marks to the door's stiles, rails, panels and mouldings. To accentuate these marks, we recommend an antique finish.

Wire Brushed

Doors with this texture feature a charming, uneven appearance. In fact, it's our roughest and most rustic surface texture. We achieve this look by running the wood through a wire brushing wheel (in the direction of the grain). This process tears random width and depth grooves into the wood for a randomly rough raised-grain appearance.



SCULPTED LIGHT

Glass types

We offer a wide array of glass types, each one with its own attractive texture, pattern or color. This glass will not only enhance your chosen door, sidelights and transoms, but also add radiance to your entire home. Glass types used for our standard designs can also be used for custom creations. Please note, Patio doors are only available with Clear IG, Clear Bevel IG and Low-E IG glass.



Waterglass




Water Champagne



Waterglass Tornasol



Cathedral Rose



Weave



Ripple



Reed



Rain (Cotswald)



Gotta



Glue Chip



Iridescent Gotta



Iridescent Granite



Clear Granite



Clear Krinkle



Wispy White



Seedy



Seedy Reamy



Clear Fountain Glass



Low-E



This image contains no glass, for comparison



Clear Baroque



Grey Baroque



Black Baroque



Blue Baroque



Amethyst Baroque



Antique Clear



Antique Brown



Antique Green



Antique Light Blue



Antique Light Rose



Antique Pale Amber



Antique
Medium Amber



Antique Light Purple



Waterglass
Pale Amber



Waterglass
Light Purple



Waterglass Blue



Waterglass
Cherry Red



Opal Light
Green Wispy



Opal Avocado



Opal Transparent
Pale Amber



Opal Wispy
Pale Caramel



Opal Sense
Pale Amber



Etched/Frosted



Flash White



Caming

In our decorative insert, sidelight and transom glass designs, caming is the metal bonding material that fuses individual glass pieces together. This assembly is done by hand, using your choice of Bright Brass, Polished Zinc or Patina caming. Glass is triple glazed to protect the caming finish.



Polished Zinc, Brass
and Patina Caming



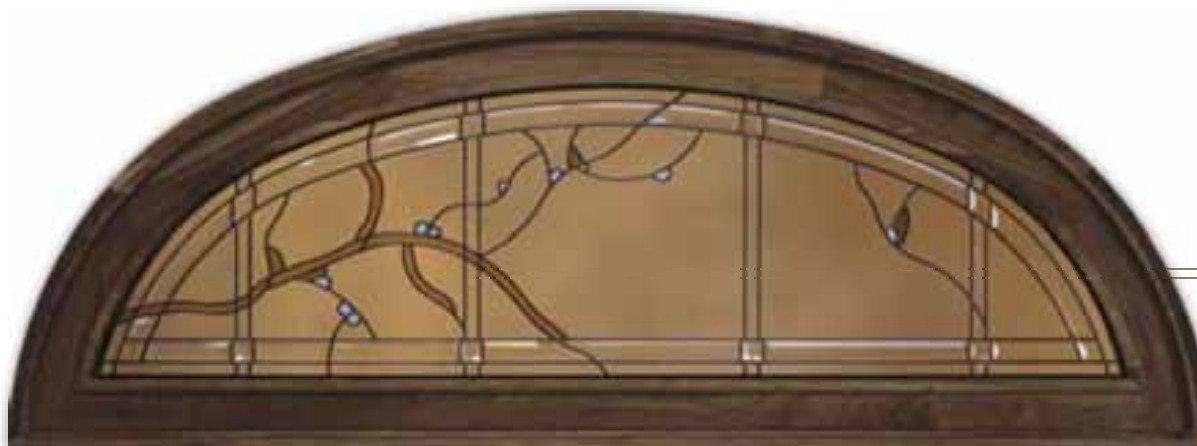
Polished Zinc Caming



Brass Caming



Patina Caming



CRAFTSMANSHIP DETAILS: GLASS DESIGNS

There's a reason we offer such unique decorative glass options—they're designed by our talented glass artists. These designs are created especially for IWP® Custom Wood exterior doors, and each one is made with careful techniques like hand beveling. With all the decorative glass designs we offer, there's sure to be one to match your home's architectural style. Of course, you can always give your entry a truly personalized look by bringing us your own ideas for a glass design.

INTRIGUING ADORNMENTS


Entry locksets

We can install exceptional lock hardware on any of our doors. This hardware is manufactured with only the finest materials, which allows us to uphold our high craftsmanship standards. Lockset hardware is available in a range of styles for either right-hand or left-hand doors, and each one includes an exterior escutcheon plate, mortise lock, interior escutcheon plate and your choice of knob or lever for the interior (depending on the model).



Hinge options

Our solid brass concealed-bearing hinges are available in four different finishes, so you can choose one to match or complement the other hardware for your door. If you select Oil-Rubbed Bronze, please note that its appearance will change over time.



Satin Nickel



Oil-Rubbed Bronze



Brass



Chrome



Mission,
Dark Bronze Patina

Decorative tips

For added character, select our decorative hinge tips. They're available in three shapes, and each shape comes in any of our hinge finish colors.



Ball

Urn

Steeple

Decorative metal accents

With decorative metal accents, our Estate doors exude character in every detail. These accents include corner, rail and radius straps; diamond and round clavos; door, sidelight and speakeasy grilles in various grille patterns; and a door knocker with an aged look. Each one is available in either Rust Patina or Dark Patina.



Bordeaux Grille,
Dark Patina



Rustic Grille,
Dark Patina



Seville Grille,
Dark Patina



Tuscany Grille,
Dark Patina



Bordeaux Speakeasy
Grille, Dark Patina



Rustic Speakeasy
Grille, Dark Patina



Seville Speakeasy
Grille, Dark Patina



Speakeasy Door Hinges
and Latch, Dark Patina



Oval Rustic Speakeasy
Grille, Dark Patina



Radius Strap,
Dark Patina



Corner Strap,
Dark Patina



Rail Strap,
Dark Patina



Door Knocker,
Dark Patina



1" Diamond Clavos,
Dark Patina



1-3/4" Diamond Clavos,
Dark Patina



1" Round Clavos,
Rust Patina



1-3/4" Round Clavos,
Dark Patina

CRAFTSMANSHIP DETAILS: CLAVOS

Our dedication to craftsmanship is especially evident in our decorative clavos. These details are designed to add visual authenticity to doors for Old World homes. In fact, they were inspired by the functional bolt heads that were used in Medieval and Renaissance architecture. The shapes, finishes and hand-forged appearance of our clavos testify to the thoughtful artistry of another age.

EFFORTLESS DISTINCTION

CRAFTSMANSHIP DETAILS: PERMALANE PREFINISHING SYSTEM

Each IWP® Custom Wood exterior door is protected by our exclusive Permalane finishing system. During this comprehensive 10-step process, our craftspeople apply quality stains, catalyzed sealers and a top coat to the door in a controlled factory environment. Fine hand-sanding occurs throughout the process, and detailed hand-rubbing occurs after the last finish coat. The resulting finish accentuates the natural beauty of the wood and the stain color; gives the door a satin feel; and provides protection from the elements.

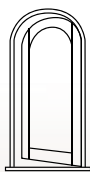


IWP Insignia® prehung door systems

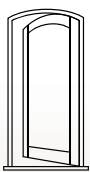
All IWP Custom Wood exterior doors are available prehung with our Insignia Door System.* This complete package ensures smooth, easy installation with a precise fit. It includes solid hardwood jambs, mouldings, weatherstrip, concealed-bearing hinges (available with optional decorative hinge tips) and your choice of four sill types. All these components are meticulously machined by hand for perfect accuracy.




System 1
Single Door




System 1
Single Radius Door




System 1
Single Segment Door



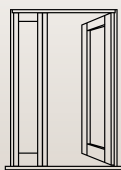
System 2
Double Doors




System 2
Double Radius Doors



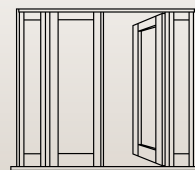
System 2
Double Segmented Doors



System 3
One Door,
One Sidelight



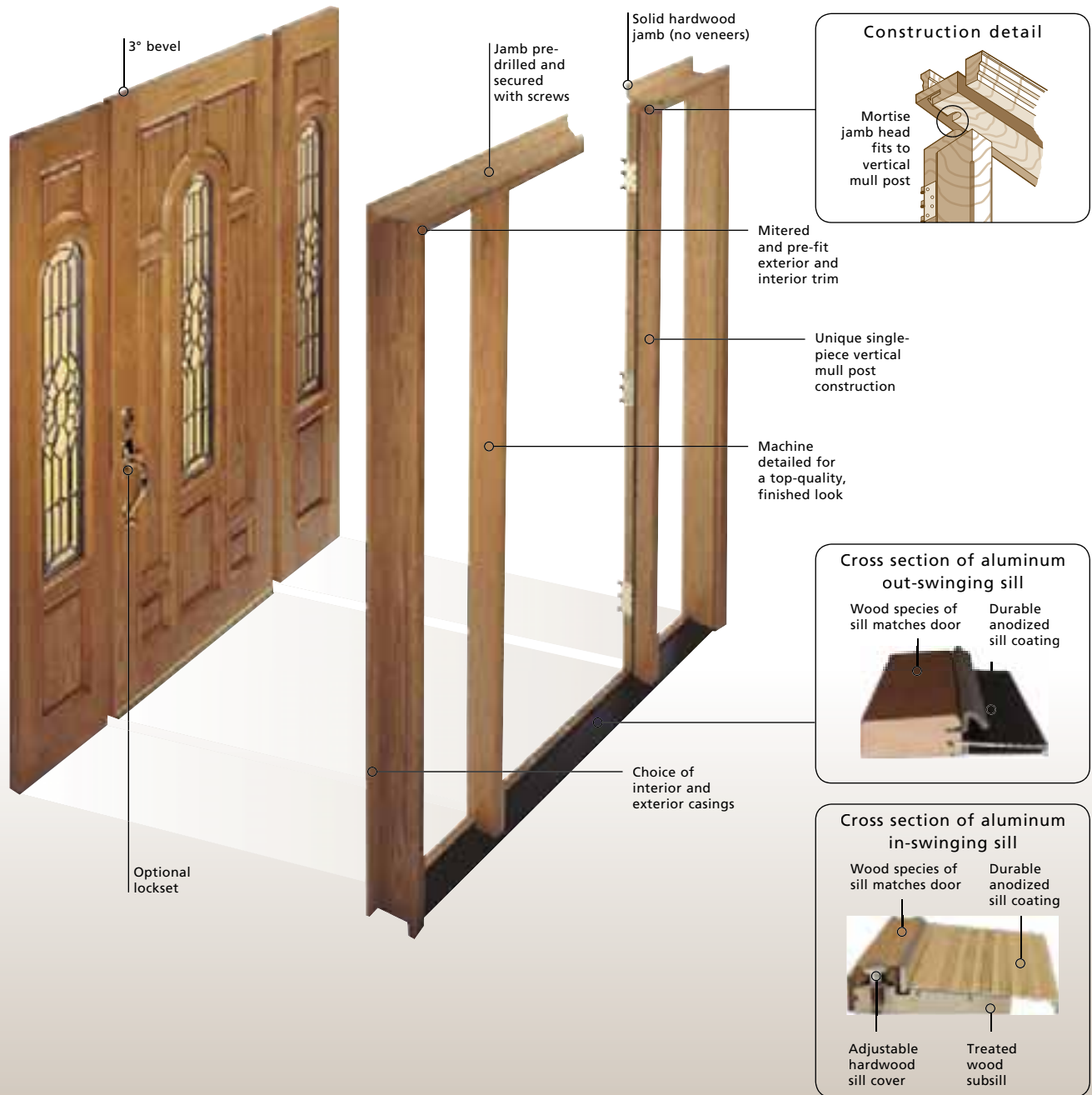
System 4
One Door,
Two Sidelights



System 5
Two Doors,
Two Sidelights

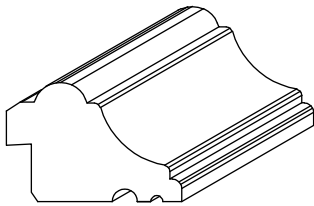
Custom prehung capabilities

We believe artistry should be available for any application, which is why we provide custom prehung options. These options include out-swinging doors; commercial applications with ADA-approved sills; custom size jambs; custom wraparound sidelight and transom systems; special mull posts and pockets; oversized units; and direct-set sidelight frames.

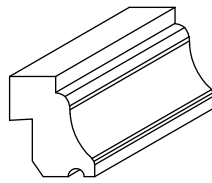


Moulding and panel profiles

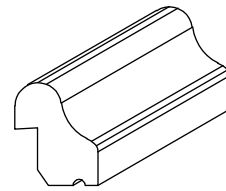
Another way to put a personal touch on our door designs is by selecting from our wide range of moulding options and panel profiles. Each door collection features its own unique panel profile, which is the dimensional detail design of a panel.



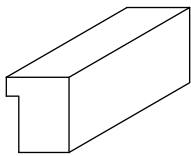
112 raised moulding



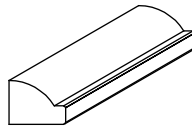
116 raised moulding



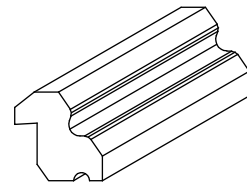
141 raised moulding



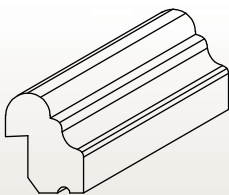
300 raised moulding



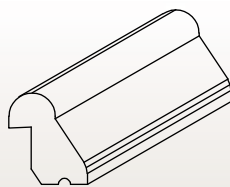
500 ovolo (not raised)



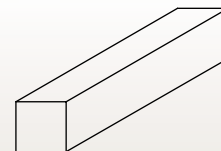
800 raised moulding



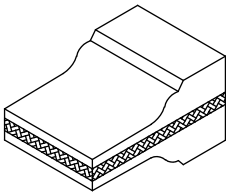
850 raised moulding



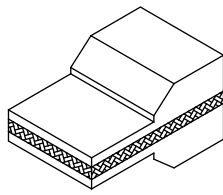
1200 raised moulding



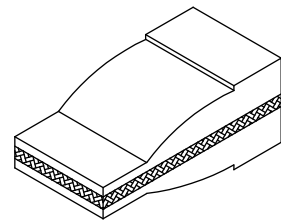
Shaker (not raised)



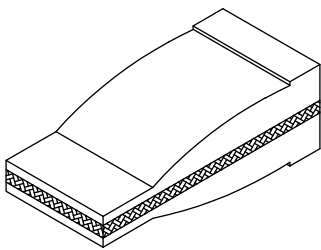
1-11/16" double hip



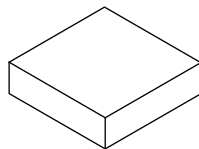
1-11/16" 45 degree



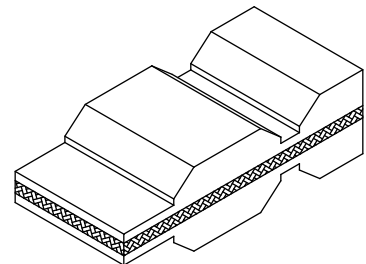
1-11/16" convex short



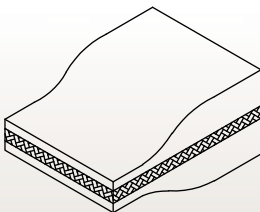
1-11/16" convex long



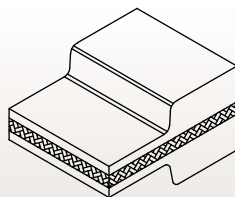
5/8" flat



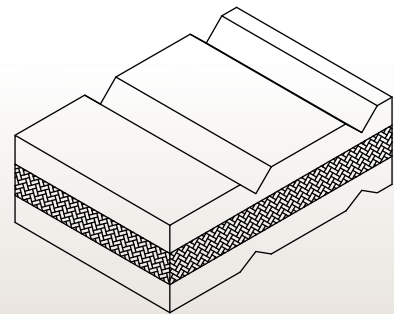
1-11/16" V-groove



1-11/16" curved raised



1-11/16" 1290 panel



1-3/4" 1350/1355 panel

Sills

To help you create a cohesive look for your entrance, we offer sills in four different material and finish combinations. Please note, the solid Oak or Genuine Mahogany sills are not covered by our warranty.



Aluminum with
Polished
Aluminum Finish



Aluminum with
Brass Finish



Aluminum with
Bronze Finish



Solid Oak or
Genuine Mahogany
(No Warranty)

Corner blocks

With our corner blocks, you can ensure every element of your door reflects your design preferences. We offer three designs in two standard sizes: 2-1/2" square and 2-3/4" square. Custom sizes are also available. To learn more, please contact your dealer.



Block A




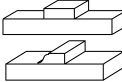

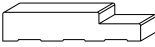
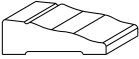
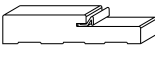







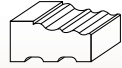
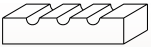

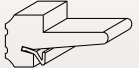

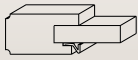
Block B



Block C

Casings

Our casing selection allows you to choose the perfect interior door trim for your home's architectural style. We offer a range of sizes in three general styles: colonial, streamline or fluted. Custom casings are also available (see page 139).

		Order no.	Dimensions			Order no.	Dimensions
Streamline casing		#16	2-1/4" x 3/4"	Interior flat jambs with stop		#40 #42	4-9/16" x 3/4" 4-9/16" x 3/4"
Colonial casing		#13	3-1/2" x 3/4"	Rabbeted jamb w/out weatherstrip (non-kerfed)		#04 #07 #08 #03	*1-1/4" x 4-9/16" *1-1/4" x 5-1/4" *1-1/4" x 6-9/16" *1-1/4" x 7-1/2"
Colonial casing		#14	2-1/4" x 3/4"	Rabbeted kerfed weatherstripped jamb		#05 #07 #09 #03	**1-1/4" x 4-9/16" **1-1/4" x 5-1/4" **1-1/4" x 6-9/16" **1-1/4" x 7-1/2"
Casing		#17	4-1/2" x 1-3/16"	Adjustable aluminum sill		#31	Aluminum with brass finish Aluminum with bronze finish Aluminum with polished aluminum finish
Casing		#23	3-1/2" x 1-1/8"	Solid hardwood sill		#34	1 1/4" x 7 1/4"
Casing		#24	3-1/4" x 1 1/16"	Stucco mould		#20	2 1/4" x 1 1/8"
Casing		#25	3-1/2" x 1 1/16"	Brickmould		#20	2 1/4" x 1 1/8"
Fluted casing		#15	3-1/2" x 3/4"	Brickmould		#21	3 1/2" x 5/8"
Kerfed astragal		#26	3-1/2" x 1-1/2"	Brickmould		#22	2" x 1 1/8"
Kerfed intermediate mull post		#11	Dimensions vary				

*1-13/16" rabbet **2-1/8" rabbet

INDIVIDUAL ENTRANCES

Our exterior doors can be customized in many ways, which we've highlighted here.

For more information, please consult your local dealer.

Shapes

Creating a customized door often begins by questioning conventions. For example, why must an exterior door be completely rectangular? With us, you have a few other options. Custom door shapes include square top, segment top, true radius top, Gothic top, eyebrow top and raked top.

Sizes

We provide a range of custom door and sidelight sizes. You can select widths up to 48", heights up to 120" (available for most wood species), and thicknesses of 1-3/8", 1-3/4" and 2-1/4".

Designs

Perhaps the most individualized option we offer is our custom designs. Our craftspeople can bring your ideas to life, with special panel, rail, stile, raised moulding, sticking, mullion and glass layouts. Consult your dealer for more information.

Carving

An ideal way to showcase wood's beauty is with carving. Whether you want a traditional floral motif or a contemporary company logo, we have the capabilities to hand-carve custom designs. The only limit is your imagination.



Glass

These custom options include decorative beveled, leaded, tempered and insulated glass designs. Whichever option you select, our expert craftspeople will hand-cut, bevel and shape each piece of glass. Their attention to detail produces something more than a custom glass design—it's an original artwork for your entrance.

Transoms

Any of our custom transom options will set your entrance apart. In addition to our comprehensive standard selection, we have the capacity to produce transoms in custom shapes or sizes. Please consult your dealer for more information.

Panels and moulding

Even the most intricate details can change the entire appearance of an entrance. That's why we offer custom panel and raised moulding details. These options include flat, raised, planked and stave raised panels and custom panel profiles. Details can also be matched to existing elements for restoration projects.

Casings

To establish a look as refined as it is distinctive, we can create individual casing patterns in widths up to 9" straight and 6" radius. For bold contrast, choose different wood species or finishes for your trim and door.



PRESERVING CRAFTSMANSHIP

Appropriate exposure

The placement of your IWP® Custom Wood exterior door is a major factor in its longevity and maintenance requirements. To adequately protect your wood door and extend its life, it's imperative to take into account your climate, as well as the direction your door will be facing. Then, you need to determine the amount of overhang and the height of the entrance in relation to the base of the door.



Exposure coefficient

You can calculate how much overhang you need by following a simple formula: $Y=1/2X$ (in most cases). For example, if the measurement from the base of your door to the bottom of your overhang is ten feet, then the overhang should be a minimum of five feet deep.

Other variables

The exposure coefficient may need to be modified based on your climate and the direction your door faces. In some situations, the exposure can be too extreme for a wood door (regardless of overhang); to address this, JELD-WEN also offers IWP® Aurora™ Custom Fiberglass exterior doors, which are specifically designed to withstand even the harshest elements in the most extreme conditions.*

		DIRECTION YOUR DOOR FACES			
		NORTH	SOUTH	EAST	WEST
CLIMATE	DESERT	$Y=1/2X$	AURORA	$Y=1/2X$	AURORA
	OCEAN	$Y=1/2X$	$Y=X$	$Y=1/2X$	$Y=X$
	WET	$Y=X$	$Y=X$	$Y=X$	$Y=X$
	MILD	$Y=1/2X$	$Y=X$	$Y=1/2X$	$Y=X$

Without the correct overhangs, wood doors with a southern, southwestern, southeastern or western exposure will require frequent maintenance. They're also susceptible to performance problems, such as rapid finish deterioration, color fading, wood splitting, warping, moulding shrinkage, wood joint separation and water penetration between the mouldings, panels and glass. Also, doors used in applications with these exposures will not be covered under our warranty.

Maintaining your door

With the proper overhangs, wood doors may face any direction. Doors installed in these types of applications still require finish maintenance and may need to be refinished every two to five years. You may also need to perform periodic maintenance that is not specified in the warranty. Maintenance may be required at any time and may include (but is not limited to) maintaining the exterior finish or paint of wood products, trimming swollen wood products, and periodic hardware oiling or polishing. Required maintenance may vary depending on environmental conditions in your area and overhang protection. Please see your local dealer for the IWP Custom Wood Door Finish Care and Maintenance Kit.

Finish maintenance

While the finish on your IWP Custom Wood door is the finest available, periodic maintenance is required to optimize the life and beauty of your door. We have partnered with Meguiar's to create a maintenance kit that is designed to help you care for your IWP Custom Wood entry system. Finish life varies, and the amount of moisture, direct sunlight and accumulation of dust or soil all affect the finish. In areas exposed to severe weather, finish life may be about a year. For homes with entries protected from sun and moisture, finishes may last many years. Fortunately, you can ascertain if the finish should be restored just by looking at it. Evidence of dulling, a "dry" feeling, raised grain and minor surface checks are all signs that a finish restoration is needed. A whitish cast to the final finish, particularly on doors subject to sun and moisture, is also a sign for finish restoration. Additionally, dark streaks starting at the bottom of the panels are a sign that moisture is being drawn up into the wood. Occasionally inspect your doors for any of these conditions. If any of them appear, it is important to restore the finish immediately.

To properly restore the finish, please follow these steps carefully:

- 1) Lightly sand, then wipe away dust with a clean cloth slightly dampened with mineral spirits.
- 2) Apply at least two coats of a fade-resistant exterior polyurethane with an ultraviolet inhibitor (following the manufacturer's recommendations). Sand lightly between coats.
- 3) Finish all six sides of the door.

Factory and non-factory finishes must be maintained to preserve the warranty. If the finish is not maintained, it will begin to fail, and your door may require a complete refinishing. Failure to maintain the finish will void the IWP warranty.

Please consult your IWP dealer for an IWP Custom Wood homeowner's manual and information on our Finish Care and Maintenance Kit.

WARRANTY

JELD-WEN® IWP® Custom Wood Door Warranty

Our warranty to you

JELD-WEN® IWP® Custom Doors grace the entrances and passages of exquisite homes throughout the world. Our designs, artisanship and exemplary service have earned JELD-WEN a reputation as the world's finest door maker. This warranty is effective for IWP® Custom Doors manufactured by us on or after August 1, 2005 for use in the United States and Canada. Any previous warranties will continue to apply to door products manufactured by us prior to this date. For additional information, including care and maintenance, installation and finishing instructions, contact us or refer to www.jeld-wen.com.

What this warranty covers

We warrant our products below will be free from defects in materials or workmanship from the date of purchase for the time periods specified below.

Limited Lifetime Warranty Aurora™ Doors and Component Parts:

We warrant our Aurora™ Door for **five** years. If our product is proven to be defective **after the first five years**, we will offer for purchase a replacement Aurora™ Door product or component part for 50% off the then current JELD-WEN list price.

Limited Five Year Warranty on Aurora™ Factory Prefinish: We warrant the factory prefinish on our Aurora™ Door for **five** years. Should the factory prefinish be proven defective, we will at our option refinish the door or pay up to \$350.00 to the current owner.

Limited Five Year Warranty on IWP® Custom Wood Doors and Component Parts: We warrant our IWP® Custom Wood Doors for **five** years.

One Year Limited Warranty on IWP® Custom Wood Door Factory Prefinish:

We warrant the factory prefinish on our IWP Custom Wood Doors for **one** year. Should the factory prefinish be proven defective, we will at our option refinish the door or pay up to \$250.00 for an interior door and up to \$350.00 for an exterior door to the current owner.

How to get assistance

If you have a problem with your JELD-WEN IWP Custom Door, immediately upon discovery contact the distributor or dealer from whom you purchased our product, or contact us directly:

Mail: JELD-WEN Custom Doors
c/o Warranty Claims
7365 Mission Gorge Rd., Suite G
San Diego, CA 92120

Phone: 619.229.6700

Fax: 619.229.1150

We can respond quickly and efficiently if you provide the following: a) date and location of purchase, b) how to contact you, c) the address of where the product can be inspected, and d) a description of the problem and the product (photographs are helpful).

What we will do

Upon receiving your notification, we will send out an acknowledgement within three business days of receipt to the contact identified. We will investigate your claim and take appropriate action within **30** days of receipt of notification. If it is determined that our product does not have a defect covered by the warranty, we may charge an inspection fee for an onsite inspection that is required or requested by you. If it is determined that there is a defect, we will either repair the door or ship a replacement door to the distributor or person making the warranty claim in the same condition of fitting or finishing as the door originally sold to the distributor. If we are unable to provide replacement and repair is not practical or cannot be made timely, then we will refund the purchase price. This guarantee gives you specific legal rights, and you may have other rights that vary from state to state.

If the claimed nonconformity is warp, we may defer repairing or replacing the door panel for a period up to **twelve** months from the date of claim. It is not uncommon for a temporary warp condition to occur as the door panel adjusts to local humidity and temperature conditions. This deferral will not be counted against the warranty period.

For more information about IWP® Aurora™ Custom Fiberglass doors, visit www.jeld-wen.com.

What this warranty does not cover

JELD-WEN is not liable for:

- Warp for any 3'6" wide by 8'0" high by 1-3/4", or smaller door panel, which does not exceed 1/4" in the plane of the door panel itself; door panels wider and/or higher are not guaranteed for warp; warp, bow, misalignment, splitting, or shrinking caused by the natural tendencies of the wood for any door manufactured with a wood species not part of IWP's standard offering.
- Normal wear and tear, including normal wear and tear of weatherstrip; and natural weathering of surfaces or variations in the color or texture of the wood or finish; surface checks that are less than 1/32" in width and/or 2" in length; Knotty Alder: surface checks that are less than 1/8" in width and/or 5" in length, and knot placement, quantity, or size.
- Problems due to misuse, abuse, failure to follow the care and maintenance instructions; failure to provide an adequate overhang (See Homeowners Manual for IWP Appropriate Exposures or consult your dealer if you have questions); or as a result of any cause beyond our control (e.g., fire, flood, earthquake, other acts of nature, and acts of third parties outside of our control).
- Problems related to: improper finishing of all surfaces (front and back) and edges (top, bottom, and sides) of the door system (see Finishing Instructions in Homeowners Manual); variation or unsatisfactory results in sheen or texture resulting from the field application of paint or any other finishing material; damage caused by extreme temperature buildup where storm doors are present.
- Bow or misalignment in the frame or jamb in which the door panel is hung (if such is purchased from IWP unmachined and not prehung); problems related to water and/or air infiltration due to improper assembly or installation; and structural integrity issues or problems caused by improper fitting of the hardware or sizing of the panel.
- Discoloration or rusting of decorative metal accent options, such as grilles, clavos, straps, etc.; solid Oak or Mahogany sill that is provided by us; or hardware or inserts that are not provided by us, such as locksets, door handles, strikes, etc.
- Cost for labor, installation, removal or refinishing (other than stated above) of the replacement door or component.
- Damage or poor product performance resulting from installation into a condition that exceeds product design standards and/or certified performance specifications and/or does not comply with applicable building codes.
- Slight expansion or contraction due to varying environmental conditions; panel movement (shrinkage) of 1/4" or less due to temperature and humidity; consult your "Homeowner's Manual" on how to work with this natural movement.
- Incidental or consequential damage. Some states do not allow the exclusion or limitation of incidental or consequential damages, so this may not apply to you.

IMPORTANT LEGAL INFORMATION

This Warranty sets forth our maximum liability for our products. We shall not be liable for special, indirect, consequential, or incidental damages. Your sole and exclusive remedy with respect to any and all losses or damages resulting from any cause whatsoever shall be as specified herein. We make no other warranty or guarantee, either express or implied, including implied warranties of merchantability and fitness for a particular purpose to the original purchaser or to any subsequent user of the product, except as expressly contained herein. In the event state law precludes exclusion or limitation of implied warranties, the duration of any such warranties shall be no longer than, and the time and manner of presenting any claim thereon shall be the same as, that provided in the express warranty stated herein. No distributor, dealer or representative of JELD-WEN has the authority to change, modify or expand this warranty. This warranty extends to the original purchaser (original purchaser means the contractor/distributor/purchaser and the initial owner of the structure where the product is initially installed) and is not transferable. The original purchaser of this product acknowledges that they have read this warranty, understand it and are bound by its terms and agrees to provide this warranty to the original owner of the structure into which the product is installed. Should state or provincial law preclude no transferability, then the warranty period is effective five years from the date of initial purchase for doors and one year from the date of initial purchase for the factory prefinish.

©2005 JELD-WEN, inc. JELD-WEN, Aurora and IWP are trademarks or registered trademarks of JELD-WEN, inc., Oregon, USA.

DOOR INDEX

Model	Page	Model	Page	Page	Image product details
103	51	500	103, 106	3	465 Genuine Mahogany Door, Merlot Finish
110	48, 49	508	102	4	389 Knotty Walnut Door, Wheat Finish, P Glass
106	57, 81	509	100, 102, 109	6	382 Genuine Mahogany Door, Dark Cherry Finish, Clear IG Glass
112	49, 55	510	103	9	Custom Cherry Door, Merlot Finish, Bubbles Cast Glass, Custom Carvings
115	58, 59	513	102	10	Custom Genuine Mahogany Door, Wheat Finish, Bubbles Cast Glass, Custom Carvings
116	64, 65	515	103, 108	12	1301 Knotty Alder Door, Antique Chappo Finish, Optional Radius Top
125	54	600	34, 115	16	1321 Clear Alder Door, Merlot Finish, 1" Diamond Clavos in Dark Patina 1101 Clear Alder Sidelights, Merlot Finish, Clear Bevel IG Glass, Optional Bordeaux Grilles in Dark Patina
141	54	603	72, 84	25	1322 Distressed Knotty Alder Doors and 1101 Sidelights, Antique Chappo Finish, Speakeasies with Rustic Grilles, 1-3/4" Round Clavos, Rustic Sidelight Grilles on Exterior, Glue Chip Glass, Metal Accents in Dark Patina, Mission Lockset
160	80	620	34, 42	30	383 Cherry Craftsman Dutch Door, Cherry Finish, N Glass, Optional Shelf
170	88	625	44, 115	37	180 Genuine Mahogany Doors, Wheat Finish, A Glass, Patina Caming
171	88	640	71, 115	38	5 Custom Entry System with 250 Genuine Mahogany Doors, Sidelights and Transom, Cherry Finish, C Glass, Polished Zinc Caming
180	36, 37	704	80	50	870 Oak Door, Cherry Finish, D Glass
190	55, 56	708	81	52	302 Genuine Mahogany Doors, Cherry Finish, Q Glass, Brass Caming
200	76	750	82, 89	73	252 Genuine Mahogany Doors and Sidelights, Merlot Finish, A Glass, Brass Caming
200	77	760	64	82	750 Oak Door, Wheat Finish, Clear IG Glass
201	78	800	90, 91	91	800 Oak Doors, Wheat Finish, Clear Beveled IG Glass, Layout 2 500 Genuine Mahogany Folding Doors, 3L3R90, Honey Finish, Low-E IG Glass
202	79	850A	68	100	509 Genuine Mahogany Door, Chappo Finish, Clear IG Glass
203	77	860	89	106	Zero Post System, 500 Cherry Doors, Clear Finish, Low-E IG Glass
210	87	862	76	110	5037 Genuine Mahogany Door System, Eggshell Paint Finish on interior, Ebony Finish on exterior, Low-E IG Glass
225	54	865	69	112	2905 Entry System with 465 Genuine Mahogany Segment Top Door and Sidelights, Custom Transom, Dark Cherry Finish, Clear IG Glass, Carving on One Side
250	38, 74, 75	870	50, 51	115	640 Oak Transom, Chappo Finish, 401B Glass, Patina Caming 260 Genuine Mahogany Transom, Ebony Finish, Clear IG Glass, Patina Caming 600 Clear Alder Transom, Wheat Finish, Z Glass, Patina Caming 625 Genuine Mahogany TDL Transom, Merlot Finish, Clear IG Glass
252	72, 73	880	62, 63, 103		
254	86	890	67		
260	84, 115	902	14		
264	85	922	14		
266	85	982	86		
268	87	1101	15, 16, 17, 19, 23, 24, 25, 27, 28		
274	86				
302	52, 53				
340	64	1202	15, 29, 122		
370	81	1204	14		
381	32	1208	17		
382	6, 33	1209	18		
383	30, 34, 35	1212	26		
385	32, 34	1218	19		
386	33	1221	19		
387	34, 35	1222	20		
389	4, 33	1223	14		
401	70, 71	1234	26		
402	60, 61	1242	29		
403	80	1260	21, 94, 95, 104		
404	66				
405	80	1265	20		
406	66	1290	27		
407	56	1301	12, 22		
412	41, 42	1303	23		
421	40	1308	20		
423	40	1311	19		
425	56	1313	27, 28		
428	81	1321	16, 17		
430	44	1322	18, 24, 25, 27, 29		
432	44				
435	46, 47	1325	22		
442	45	1350	26		
444	45	1355	26		
446	45	1381	35		
450	70	1390	27		
460	70	2905	112		
461	40	5037	95, 96, 97, 98		
465	3, 41, 43, 112		99, 105, 110		

NOTE: Actual door and sidelight layouts may vary from the models pictured due to size changes. Please contact your local dealer for layout of each size.

The photographs of installed IWP® Custom Wood doors shown in this catalog may not represent installations covered by the IWP warranty.



The JELD-WEN Website is your ultimate resource for learning about our reliable windows and doors. It has all the product information and design advice you need. Visit us at www.jeld-wen.com today.

RELIABILITY *for real life*[®]



Official window, door and millwork provider of the PGA TOUR and Champions Tour

JELD-WEN[®]
WINDOWS & DOORS

To order or for more information about sizes, openings, installation, care and maintenance and our warranty, call 800.468.3667 or fax 800.426.8655. Or visit www.jeld-wen.com/iwpdoors/exteriorwood.

JELD-WEN reserves the right to change product specifications without notice. Please check our Website, www.jeld-wen.com for current information. Individual door designs are protected under U.S. copyright laws. ©2007 JELD-WEN, inc. JELD-WEN, Aurora, IWP, IWP Estate Door Collection, Etruscan, Helios, Insignia, Mediterranean, Metropolis, Monte Carlo, Nouveau, Reliability for real life, and Sundial are trademarks or registered trademarks of JELD-WEN, inc., Oregon, USA. All other trademarks are the property of their respective owners.