



THE MOST INVITING IDEAS  
AN EXTERIOR, INTERIOR AND GARAGE DOOR GUIDE







## Your passage to reliable possibilities

When is a door more than a functional necessity? When it's a JELD-WEN® door. These reliable exterior, interior and garage doors are designed to be artful elements for your home, supporting your personal tastes and coordinating with your home's architecture. The best part is these expertly made doors are available for any budget and any application. This guide was created to help you decide which doors best meet your particular needs. We believe that offering this assistance will ensure you make confident, worry-free choices, and it's just one more way we bring reliability to real life.

### Table of Contents

Selection criteria.....	4	Wood interior doors.....	38
Appropriate exposure.....	8	Custom Carved interior doors.....	48
Certifications.....	10	Molded and Flush interior doors.....	50
Material types.....	12	Garage doors.....	52
Wood exterior doors.....	16	Composition chart.....	58
Fiberglass exterior doors.....	26	Photography Guide.....	59
Steel exterior doors.....	34		

# MAKING THE BEST CHOICE

In selecting exterior, interior and garage doors for your home, there are a few factors you should consider. Think about where you live, your home's style, local building codes and other things that may affect the level of required maintenance (e.g., the placement of your exterior doors). After you review these criteria, you'll be able to choose doors that are most suitable for you.

For an at-a-glance comparison of our products, please see the chart on page 58.

## Performance considerations

- Do you live in a climate with extreme temperatures?
- Are there seasonal high winds or hurricanes in your area?
- Do you have northern, southern, eastern or western exposure?
- Does your front entrance have an overhang? (See illustration, page 7)
- Is energy efficiency a priority?
- Is controlling noise levels within your home an issue?
- Have you thought about fire ratings?

## Additional considerations

- What is your home's architectural style?
- Which building material do you prefer (e.g., wood or composite)?
- Do you want doors that match cabinetry or millwork in your home?
- What kind of warranty do you require?
- What is your budget?





**EXTERIOR DOOR:** IWP® AURORA® CUSTOM FIBERGLASS A1202, **SIDELIGHTS:** IWP AURORA CUSTOM FIBERGLASS A5701, **INTERIOR DOORS:** IWP® CUSTOM WOOD E1202

### Do you live in an area with strict building codes?

Building codes are published ordinances that will regulate many aspects of your project, such as design loads, opening widths and material selection. JELD-WEN® doors are designed and tested with these local building codes in mind. Many of our exterior doors even meet the toughest standards for hurricane-prone regions. To learn more, visit [www.jeld-wen.com/resources](http://www.jeld-wen.com/resources).

### What is your budget?

There's a JELD-WEN door for any budget, and costs can vary greatly depending on material type and options. For exterior doors, prices are generally lowest for steel, followed by fiberglass, and wood is the most expensive. In terms of interior doors, veneered plywood (Flush) doors are the most affordable, then molded wood fiber (Molded), MDF (Custom Carved) and, finally, wood.

Please note, there are some exceptions to these general guidelines. Doors may become more costly as options are added. For example, a simple six-panel IWP® Aurora® Custom Fiberglass door may be available at a midrange price, while one with clavos, distressing and coordinating sidelights will be priced like an upscale wood exterior door.

Luxurious	Midrange	Economy
IWP® Custom Wood Exterior and Interior Doors		
IWP® Aurora® Custom Fiberglass Doors		
	Premium Wood Exterior and Interior Doors*	
	Fiberglass Entrance and Patio Doors	
	Custom Carved Interior Doors	
	Wood Composite Garage Doors	
	Molded and Flush Interior Doors	
	Steel Exterior Doors	





DOOR: PREMIUM WOOD 1852, SIDELIGHTS: 1813



PATIO DOORS: IWP® AURORA® CUSTOM FIBERGLASS A5508





## APPROPRIATE EXPOSURE

*X* = Distance from bottom of door to base of overhang

*Y* = The amount of overhang protection required

### Which direction will your exterior doors face?

If you want a wood exterior door, it's imperative to consider exposure. To adequately protect the door and extend its life, you'll have to take into account your climate and the direction the door will be facing. Then you must determine the amount of overhang needed to protect the door from the elements, which can be obtained by following a simple formula:  $Y=1/2X$  (in most cases). For example, if the base of your door to the bottom of your overhang is 10 feet, then the overhang should be a minimum of 5-feet deep. The exposure coefficient may need to be modified based on your climate and the direction your door faces. In some situations, the exposure can be too extreme for a wood door—regardless of overhang.

Without the correct overhangs, wood doors with a southern, southwestern, southeastern or western exposure will require frequent maintenance. They're also susceptible to performance problems, such as rapid finish deterioration, color fading, wood splitting, warping, expansion, shrinkage, wood joint separation and water penetration between the mouldings, panels and glass. Improperly protected doors with storm doors and dark colors are also susceptible to large temperature differences (e.g., the door's surface is 30 degrees higher than the ambient temperature) and temperature jumps (e.g., hot in the day, cold at night). This can cause the door to warp or the door skin to buckle. Please note that doors used in any of the above applications will not be covered under our warranty.

A door used in combination with a storm door can cause warping, splitting or cracking due to heat build-up between the two doors. Unvented storm door applications are not advised and may result in denial of warranty claims.

For patio doors (of any material), placement on certain walls can determine the kind of natural light that enters into your home, or even the temperature inside your home. South- and east-facing patio doors bring in bright, golden light. North-facing patio doors usher in cooler, muted light. And west-facing patio doors let in abundant direct sunlight, as well as the beauty of sunsets. Consider that patio doors on south-, southwest-, southeast- or west-facing walls may be more susceptible to heat gain.

# REAL-LIFE PROOF



DOOR: IWP® AURORA® CUSTOM FIBERGLASS A5037

Reliability is more than a claim at JELD-WEN. It's a promise that's kept, as proven by a variety of ratings, certifications and our industry-leading warranties. Our most notable ratings and certifications are explained below.

### ENERGY STAR®

JELD-WEN has been a proud ENERGY STAR partner since 1998. ENERGY STAR is a government-backed program that supports environmental protection. With the proper options, many JELD-WEN® doors\* will meet ENERGY STAR requirements.



### Fire-rated doors

We consistently and diligently work to make our doors safe, and that's exactly what our fire-rated doors are. These doors are built to meet or exceed local fire-rating building codes for residential and light commercial use, and they're offered with 20-, 45- and 90-minute certifications. For true fire protection, these doors must be used in combination with certified frames and hardware.



### Hurricane certification

Recent hurricanes in the United States have caused many tragedies, including extensive property damage. These storms led to the development of building code certification standards for doors installed in coastal areas prone to hurricanes and strong winds—from Texas to Maine. JELD-WEN offers a full range of exterior doors that are designed to meet these certifications and have passed stringent design pressure tests.\* Learn more at [www.jeld-wen.com/resources](http://www.jeld-wen.com/resources).



### Environmental stewardship

JELD-WEN supports environmental preservation by making the maximum use of valuable natural resources. We use millwork by-products when crafting our interior doors, which makes them certified by Scientific Certification Systems (SCS). We also advocate responsible forest management and are working to end the use of wood from endangered forests.



### Good Housekeeping seal

Our IWP® Aurora® Custom Fiberglass exterior doors, Premium Wood exterior doors made with AuraLast® wood, Premium Wood interior doors, Custom Carved interior doors, Molded interior doors with ProCore The Quiet Door® and Impression™ mirror doors have all earned the Good Housekeeping seal.



\*A door system includes a door slab, frame and hardware; all these components must be individually qualified for an ENERGY STAR rating or to meet Miami-Dade County building code requirements.

# THE COMPONENTS OF CRAFTSMANSHIP

Our exterior and interior doors are created from different materials, and each one offers distinct benefits—some in terms of design options, others in regard to performance versatility. Please review each material type to see which is most suitable for your needs.

## Exterior doors

### Wood

Doors made out of wood exude a natural visual warmth and beauty. They come in a variety of wood species and finishes, or they may be painted any color you choose. An expanded range of aesthetic options is also available for IWP® Custom Wood exterior doors.

All wood exterior doors require a proper overhang and may need a higher level of care. For a lower maintenance option, select Premium Wood doors made of solid pine Auralast® wood (see next page).

### Fiberglass

This material allows you to enjoy the look of wood with less upkeep. In fact, all our fiberglass doors are designed with greater detailing for an authentic wood appearance. They're also built to consistently withstand the rigors of any climate—hot or cold, wet or dry. JELD-WEN® Fiberglass doors come in a range of designs, with and without decorative glass. IWP® Aurora® Custom Fiberglass doors feature the most authentic appearance and greatest range of options.

### Steel

An economical option, steel offers strength and durability and is a good choice for most climates. These doors are also treated to deliver superior rust-resistance. They will require only minimal maintenance (in especially moist areas, they may require minor upkeep).



**DOOR:** STEEL CONTOURS HALF-LITE AND SIDELIGHTS WITH GLASS INSERTS



DOORS: IWP AURORA CUSTOM FIBERGLASS A5001



DOORS & SIDELIGHTS: PREMIUM WOOD 506B 6-LITES OVER PANEL

See page 59 for details about doors shown in photographs.

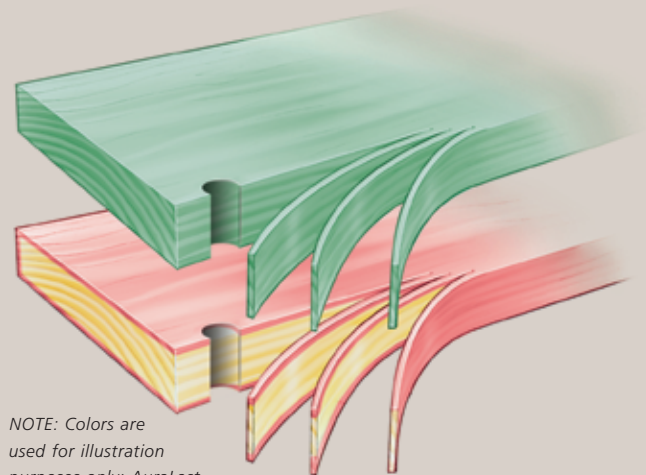
**AuraLast wood** *(patent pending)*

Our Premium Wood exterior doors are available with solid pine AuraLast wood, which provides superior protection against wood decay, water saturation and termites. We also offer solid pine AuraLast wood door frames for our Premium Wood, Fiberglass and Steel exterior doors, as well as our Wood Composite garage doors. With its to-the-core protection, even trimming and sanding cannot compromise the protection AuraLast wood provides.

AuraLast wood is also a more environmentally friendly option than dip-treated wood. The proprietary AuraLast water-based protection process results in a 96% decrease of VOCs released during production, compared to the conventional dip treat process typical in the industry.

Exterior doors with AuraLast wood are backed by a 20-year warranty; AuraLast wood door frames are supported by a limited lifetime warranty. Learn more at [www.jeld-wen.com/auralast](http://www.jeld-wen.com/auralast).

AuraLast wood (shown in green) provides virtually 100% penetration of the protective ingredients—from the surface to the core. In contrast, dip-treated wood (shown in red) is protected on the surface only, so its effectiveness will be compromised when the surface is broken during installation.




NOTE: Colors are used for illustration purposes only; AuraLast wood has a clear pine color.





DOOR: IWP CUSTOM WOOD L202



DOOR: MOLDED CAMBRIDGE



DOOR: CUSTOM CARVED C4030

## Interior doors

### Wood

This traditional material lends a sense of substance and distinctive visual appeal to any interior space. To help you achieve a cohesive look, many of our wood interior doors are available in the same wood species and finish options as our wood exterior doors. They may also be painted any color. Our Premium Wood interior doors are a beautiful midrange option. IWP® Custom Wood interior doors are available with the widest array of design options.

### MDF

Our versatile Custom Carved interior doors are made with medium density fiberboard (MDF). The surface can easily accommodate unique designs with our advanced router technology, which also creates a crisp look with precise detailing. Doors are primed and ready to paint.

### Molded

We make Molded interior doors with strong, environmentally conscious materials (including wood fiber by-products from our other door lines). The skins are available with a smooth surface or various woodgrain textures. Molded doors are primed and can be painted whatever color you wish.

### Flush

These long-lasting, affordable interior doors are made from a variety of materials, such as veneered hardwood for the door skins. They're available in a wide range of veneers or prefinished hardboard finishes.







Make a first  
impression that's  
welcoming,  
intriguing and  
perfectly enduring.

IWP® CUSTOM WOOD





DOOR: IWP CUSTOM WOOD 386

JELD-WEN artisans handcraft every IWP® Custom Wood exterior door to be a beautiful statement of individuality. What's more, the designs and options we offer are architecturally inspired to perfectly complement any home style. They're available with the widest selection of options like finish colors, decorative grilles and metal accents and glass types. You can also create a stunning entry system with coordinating sidelights and transoms.



### Wood and finish options

IWP® Custom Wood exterior doors come in a variety of distinctive wood species. A full range of finishes is also available, and any finish can be antiqued to give our doors greater visual depth. Or select any paint color you want. In addition, we offer textural options that add varying levels of character.

### Glass types

We offer more glass types than you can imagine, from subtly textured to boldly colored. These options let you add individuality to our doors, sidelights and transoms while increasing natural light. They can also be used for custom designs.

### Decorative metal accents

Add charm and architectural authenticity to our Estate Collection door designs with decorative metal accents. These optional accents include straps and clavos; door, sidelight and speakeasy grilles and a door knocker with an aged look.

**Available styles:** entrance, entry systems with sidelights and transoms, folding, patio, Dutch and decorative grille



# PREMIUM WOOD

We make our Premium Wood exterior doors to be a visually warm and perfectly inviting part of any home. These doors come in a full range of door designs and a wide array of wood species, which includes solid pine AuraLast® wood. This door collection also includes many decorative glass options, sidelights and transoms that have been designed to enhance and match the door design you choose. Select door designs are available with fire ratings.



**DOOR:** PREMIUM WOOD 1510

**DOOR:** PREMIUM WOOD 1821  
**SIDELIGHTS:** PREMIUM WOOD 1817  
*See page 59 for details*









### Wood species

We offer 11 wood species for Premium Wood doors, so you're sure to find one to complement your home.

### Glass options

Decorative glass is available in 15 distinctive design series. To help you create a coordinated entry system, many of these series include designs for sidelights, door inserts and transoms.

Available styles: entrance, entry systems with sidelights and transoms, patio, sash and Dutch

IWP® AURORA® CUSTOM FIBERGLASS





DOOR: IWP AURORA CUSTOM FIBERGLASS A225

These uncommon exterior doors are built to withstand any climate, and they feature both the feel and look of genuine wood, right down to the knots and cracks. They're available with a wide selection of architecturally accurate designs and enchanting options like decorative metal accents. To increase curb appeal, select a complete entry system with coordinating sidelights and transoms. These doors are supported by a lifetime warranty. For complete warranty information, please visit [www.jeld-wen.com](http://www.jeld-wen.com).

### Finishes and colors

Knotty Alder, Mahogany and Oak woodgrain textures are available for IWP® Aurora® Custom Fiberglass doors, in up to seven finishes. We also offer an assortment of paint surface colors and antique finishes.

### Glass types

Select from over 40 distinctive glass types for our door inserts, sidelights and transoms. These options will add a customized sense of artistry and radiance to your entry.

### Decorative metal accents

Our IWP Aurora Custom Fiberglass doors are available with the same range of decorative metal accents as our IWP Custom Wood exterior doors. This selection includes clavos, straps, grilles and knockers.



Available styles: entrance, entry systems with sidelights and transoms, folding, patio and decorative grille

FIBERGLASS EXTERIOR DOORS



DOORS: IWP AURORA CUSTOM FIBERGLASS A5015

# JELD-WEN® FIBERGLASS

Our Fiberglass doors feature the attractive visual warmth of wood, yet they're engineered to last longer with less maintenance in any climate. They're also dimensionally stable, so they won't warp, split or crack. A wide variety of designs, as well as options like glass inserts, are available. Many designs are also approved for use in high-velocity hurricane zones.\*

*\*A door system includes the door slab, frame, hardware and all components. All these components must be individually qualified to meet Miami-Dade County building code requirements.*



**DOOR:** FIBERGLASS 8-PANEL

FIBERGLASS EXTERIOR DOORS





**DOORS AND SIDELIGHTS:** FIBERGLASS 8-PANEL CENTER ARCH OAK WOODGRAIN WITH GLASS INSERT

### Design options

With realistic detailing, these durable doors emulate the look of real wood. We offer two distinct woodgrain textures: Mahogany and Oak; or select a smooth surface. When painted, a smooth JELD-WEN® Fiberglass door looks remarkably similar to a painted wood door.

Available styles: entrance, entry systems with sidelights





**DOOR:** 4-PANEL BOTTOM ARCH  
MAHOGANY WOODGRAIN



**DOOR:** SUNBURST SMOOTH FIBERGLASS  
DOOR WITH GLASS INSERT



**DOOR:** 6-PANEL SMOOTH  
FIBERGLASS DOOR

### Frame types

Doors are available with three types of edge strip: a laminated veneer lumber (LVL) frame with an Oak hardwood cap; a LVL frame with a Mahogany hardwood cap; and a LVL frame with a solid Pine cap (edge strip). The first two options are perfect for matching the woodgrain you select.

### Fire rating

JELD-WEN Fiberglass doors come with optional 20-minute certifications to meet or exceed local fire rating building codes. For true fire protection, doors must be used with certified frames and hardware.

### ENERGY STAR®

JELD-WEN Fiberglass doors include custom-fitted polystyrene cores for stable insulation, so they're ENERGY STAR qualified. To learn how your entire door system\* can be ENERGY STAR rated, contact your local JELD-WEN dealer.

*\*A door system includes the door slab, frame, hardware and all components. All these components must be individually qualified to meet Miami-Dade County building code requirements.*

JELD-WEN® STEEL





DOOR: STEEL CONTOURS™ 3-PANEL

All our Steel exterior doors are durable, affordable and backed by a 10-year warranty. Galvanized exterior door facings are primed with neutral, low-sheen, baked-on enamel primer for easy finishing, and the interior side is coated for superior rust-resistance. For added safety, select optional fire ratings. The doors can also be officially Miami-Dade-County-approved for use in hurricane zones.\*

*\*A door system includes the door slab, frame, hardware and all components. All these components must be individually qualified to meet Miami-Dade County building code requirements.*



DOOR: CONTOURS 3/4 LITE

### Contours™

These doors feature a tough, 24-gauge skin that features our exclusive beaded sticking profile. They're available with an optional steel edge that delivers added security and a fire rating of up to 90 minutes.

### Energy Saver®

In addition to a strong, 24-gauge door facing, each of these doors is available with an optional steel edge that delivers added security and a fire rating of up to 90 minutes.



DOOR: CONTOURS SUNBURST

### FiniShield®

These economical steel doors have 25-gauge skins with two coats of baked-on enamel and are covered in a prefinished seven-mil layer of oak-textured vinyl.

### Gladiator®

Our Gladiator collection includes construction-grade steel doors with durable 25-gauge steel skins.

Available styles: entrance and entry systems with sidelights





DOOR: STEEL CONTOURS 3/4 OVAL WITH GLASS INSERT





Bring solid  
craftsmanship  
and beautiful  
reliability into  
every room.

# IWP® CUSTOM WOOD

Our distinctive IWP® Custom Wood interior doors are handmade from the finest materials to enhance any home. They're available with all the architecturally authentic designs and options you need to create a look that's individualized, eye-catching and cohesive. In fact, many of these options are also available for IWP Custom Wood and IWP® Aurora® Custom Fiberglass exterior doors to help you achieve a consistent look from the inside out.



DOOR: IWP CUSTOM WOOD E0055







DOOR: IWP CUSTOM WOOD E0120

### Wood and finish options

Just as with our exterior doors, IWP® Custom Wood interior doors come in five wood species with up to 11 finishes. A range of paint colors and antique finishes, as well as four wood surface textures are also available.

### Glass selection

Our French doors are available with over 40 glass types (the same options you'll find for IWP Custom Wood or IWP® Aurora® Custom Fiberglass exterior doors). You can also choose doors with simulated divided lites.

### Decorative metal accents

Our IWP Custom Wood doors may be enhanced with a range of decorative metal accents. These options include various straps and clavos. They're an especially good choice for our Estate designs.

### Panel options

Panel profiles, which are the panels' dimensional detail design, can help reflect different style preferences, from traditional to contemporary. Four panel profiles as well as two sticking profiles and two raised moulding options, are available.



DOOR: IWP CUSTOM WOOD E0500



DOOR: IWP CUSTOM WOOD E1222

Available styles: passage, bifold, French and louver

PREMIUM WOOD





DOOR: PREMIUM WOOD 1053

Bring the visual warmth of wood into any room with our Premium Wood interior doors. These doors share some of the same wood species options (and many of the same door designs) as our Premium Wood exterior door collection, so it's easy to attain a coordinated look. For the radiant French doors in this collection, you can choose from assorted glass types, as well as various glass design categories such as screened, decorative and V-groove.



DOORS: PREMIUM WOOD CASTILLE PRIMED

Available styles: passage, bifold, French, louver and cafe



### Wood species

These interior doors come in 11 wood species, which are also options for our Premium Wood exterior doors. Or select the primed option to paint the doors any color you choose.


### Glass selection

We provide many glass types and designs for our French doors. These doors are available with simulated divided lites or decorative glass designs. They can also be enhanced with screened glass designs for added privacy or V-groove glass designs that have an especially sparkling look.

### Panel options

Even the smallest detail can make a big difference in the look of a door. That's why we offer different panel profiles, which are the panels' dimensional detail design. Select either non-profiled or raised.

# CUSTOM CARVED



DOORS: CUSTOM CARVED C4000

Available styles: passage, bifold and pocket





## CUSTOM CARVED INTERIOR DOORS



**DOOR:** CUSTOM CARVED C2050  
WITH ONE-OF-A-KIND CARVING



**DOOR:** CUSTOM CARVED C2020

Achieve a distinctive appearance with our Custom Carved interior doors. They feature MDF, finger-jointed pine stiles, and a lightweight core that makes them easy to install. This collection includes over 100 standard designs, raised moulding, and assorted profile options, so you can choose from thousands of beautiful combinations. They come with an STC rating of up to 33, which means they offer some of the best noise reduction of any residential or commercial doors in the industry. An optional 20-minute fire rating is also available.

# MOLDED AND FLUSH

## Molded

With hundreds of versatile designs and consistent durability, it's no wonder these doors are some of the most popular interior doors available today. With optional solid cores, the doors also offer fire ratings and reduced sound transmission. Choose between a woodgrain or smooth finish.

### ProCore The Quiet Door®

Our Molded and Flush interior doors are available with ProCore The Quiet Door construction. This optional core reduces sound transmission by up to 50 percent. It also helps prevent dents and dings, and our 1-3/4" doors are available with a fire rating up to 60 minutes.

**PROCORE**  
THE QUIET DOOR®

### Impression™ mirror door

The Impression mirror door features a beveled mirror on one side and an Arlington, Bristol, Colonial or Bostonian® 6-panel molded door design on the opposite side. Each door is made with special adhesives, which eliminate the need for the clunky lip mould. All you see is the beveled edge of the mirror. The doors are also created to resist moisture, so they're great for bathrooms.





DOORS: MOLDED CONTINENTAL™

Available styles: passage, bifold, pocket and louver

**Flush**

For the ultimate in streamlined design, select our economical Flush doors. Each one is made from veneered plywood, and solid core options are available to provide fire ratings and quieter spaces. Various hardwood and wood-like finishes are available.



DOOR: FLUSH





From now on,  
every passageway in  
your home will be  
remarkably pleasing.

## GRAND-SCALE CHARACTER

In addition to three distinctive door design collections, JELD-WEN® Wood Composite garage doors offer many performance benefits. They feature the look of wood without the maintenance, the strength of steel without rusting or denting, and the durability of fiberglass without the cost. They're also made with polystyrene cores for energy efficiency. Review all designs and options at [www.jeld-wen.com](http://www.jeld-wen.com).



GARAGE DOOR: CARRIAGE HOUSE SERIES 6

WOOD COMPOSITE GARAGE DOORS



## GRAND-SCALE CHARACTER



GARAGE DOORS: TRADITIONAL SERIES 1



### Carriage House Series

Whether your home is inspired by Craftsman-era architectural styles or you desire a charming country look, our Carriage House Series has the designs you seek. This series offers a wide assortment of single- and double-car designs, and they're available with decorative hardware and a wide range of window inserts.

### Estate Series

For modern durability with an enchanting Old World look, select an Estate Series design. These garage doors are ideal for homes with European or Southwestern architecture. Each single- and double-car design can be enhanced with decorative hardware.

### Traditional Series

The versatile designs in our Traditional Series are appropriate for nearly any home. The series includes single- and double-car designs, a range of window insert designs, and our widest range of heights and widths.

### Decorative hardware

These hardware accents have a hand-forged appearance, which will add character to any Carriage House Series or Estate Series design you select. The selection includes clavos, straps, handles and knockers. To help you achieve a consistent, appealing look, this hardware coordinates with the decorative metal accents available for our IWP® Custom Wood exterior and interior doors and IWP® Aurora® Custom Fiberglass exterior doors.



**GARAGE DOORS:** CARRIAGE HOUSE SERIES 45A

# CHARACTERISTICS FOR COMPARISON

EXTERIOR DOORS	JELD-WEN® Steel	JELD-WEN® Fiberglass	IWP® Aurora® Custom Fiberglass	Premium Wood	IWP® Custom Wood
<b>Custom Capabilities</b>	no	no	options, sizes	special order	yes
<b>Optimal Climate</b>	any <i>(no direct sun or dark colors)</i>	any	any <i>(excellent in coastal, desert, high heat/humidity, extreme conditions)</i>	best in temperate; appropriate overhang required	best in temperate; appropriate overhang required
<b>Hurricane-Certified</b>	yes	yes	yes	yes	yes
<b>Core Options</b>	polystyrene	polystyrene	high-density polyurethane	engineered wood	solid wood
<b>Fire-Rated</b>	yes <i>(except Gladiator® and FiniShield®)</i>	yes	no	yes <i>(20 minutes only)</i>	yes <i>(20 minutes only)</i>
<b>Budget</b> <i>(see also, page 6)</i>	economy to midrange	mostly midrange	midrange to luxurious	mostly midrange	luxurious
<b>Smooth or Textured</b>	both	both	both	textured	textured
<b>Appearance</b>	smooth, painted wood	smooth, painted or stained wood	indistinguishable from real wood	real stained or painted wood	real stained or painted wood
<b>Decorative Accents</b>	no	no	yes	no	yes
<b>Maintenance Level</b>	easy	easy	easy	easy to moderate	easy to moderate
<b>Warranty*</b>	10 years	25 years	lifetime on door, 5 years on finish	5 years <i>(20 years for solid pine AuraLast® wood designs)</i>	5 years on door, 1 year on finish
INTERIOR DOORS	Flush	Molded	Custom Carved (MDF)	Premium Wood	IWP® Custom Wood
<b>Custom Capabilities</b>	no	no	yes	special order	yes
<b>Core Options</b>	ProCore The Quiet Door; various others	ProCore The Quiet Door; various others	various core options	engineered wood	engineered hardwood
<b>Fire-Rated</b>	yes	yes	yes <i>(20 minutes only)</i>	yes	yes <i>(20 minutes only)</i>
<b>Budget</b> <i>(see also, page 6)</i>	economy to midrange	economy to midrange	economy to midrange	mostly midrange	mostly luxurious
<b>Smooth or Textured</b>	both	both	smooth	textured	textured
<b>Appearance</b>	painted, prefinished or unfinished wood	smooth, stained or painted wood	smooth, painted wood	real stained or painted wood	real stained or painted wood
<b>Decorative Accents</b>	no	no	no	no	yes
<b>Mirror Option</b>	no	yes	no	no	special order
<b>French (glass) door designs</b>	no	no	no	yes	yes
<b>Warranty*</b>	5 years	5 years	5 years	5 years	5 years

# PHOTOGRAPHY GUIDE

PAGE	IMAGE PRODUCT DETAILS	PAGE	IMAGE PRODUCT DETAILS
	<p><b>Left:</b> IWP® Custom Wood 1301 in Knotty Alder with Antique Chappo Finish and Optional Radius Top</p> <p><b>Top Right:</b> IWP® Aurora® Custom Fiberglass in Mahogany Woodgrain with Antique Chappo Finish and Clear IG Glass</p> <p><b>Bottom Right:</b> Custom Carved C6020 Single-Hip Panel with 110/112 Raised Moulding</p>	28	<p><b>Left:</b> IWP Aurora Custom Fiberglass A730 in Oak Woodgrain with Honey Finish</p> <p><b>Middle:</b> IWP Aurora Custom Fiberglass A5037 in Knotty Alder Woodgrain with Mocha Finish, Clear IG Glass and Etruscan® Grille in Dark Patina, Optional Radius Top</p> <p><b>Right:</b> IWP Aurora Custom Fiberglass A1221 in Mahogany Woodgrain with Mocha Finish, Optional 1-3/4" Round Clavos in Dark Patina</p>
2	IWP Custom Wood 383 Dutch in Cherry with Cherry Finish, N Glass and Optional Shelf	29	IWP Aurora Custom Fiberglass A5015 Mahogany Woodgrain with Antique Caramel Finish and Clear IG Glass
5	<p><b>Left &amp; Right:</b> IWP Custom Wood 8'0" E1202 in Knotty Alder with a Custom Antique Caramel Finish and Optional Radius Top</p> <p><b>Middle:</b> IWP Aurora Custom Fiberglass 8'0" A1202 in Knotty Alder Woodgrain with an Antique Caramel Finish, 1-3/4" Round Clavos and Bordeaux Speakeasy Grille in Dark Patina, and A5701 Sidelights with Rain Glass and Bordeaux Grilles in Dark Patina</p>	30	JELD-WEN® Fiberglass 8-Panel Center Arch in Oak Woodgrain with Glass Insert
7	Premium Wood 1852 in AuraLast® Pine, and 1813 Sidelights	31	JELD-WEN Fiberglass 2-Panel Plank in Mahogany Woodgrain
8	IWP Aurora Custom Fiberglass A5508 in Mahogany Woodgrain with Sable Finish and Clear IG Glass	32	Fiberglass 8-Panel Center Arch Oak Woodgrain with Glass Insert
10	IWP Aurora Custom Fiberglass A5037 in Mahogany Woodgrain with Caramel Finish and Clear IG Glass with Heritage Grille in Dark Patina, Optional Segment Top	33	<p><b>Left:</b> 4-Panel Bottom Arch Mahogany Woodgrain</p> <p><b>Middle:</b> Sunburst Smooth Fiberglass Door with Glass Insert</p> <p><b>Right:</b> 6-Panel Smooth Fiberglass Door</p>
12	Steel Contours Half-lite and Sidelights with Glass Inserts	34	Steel Contours® 9-Panel
13	<p><b>Top:</b> IWP Aurora Custom Fiberglass A5001 in Mahogany Woodgrain with Caramel Finish and Clear IG Glass</p> <p><b>Bottom Right:</b> Premium Wood 506B 6-Lite over Panel in Meranti, and Sidelights</p>	35	Steel Contours 3-Panel with 3/4 Oval Glass Insert
14	IWP Custom Wood L202 Louver/Louver in Genuine Mahogany with Cherry Finish	36	<p><b>Left:</b> Steel Contours with 3/4 ODL Paris Glass Insert</p> <p><b>Right:</b> Contours Sunburst with Glass Insert</p>
15	<p><b>Left:</b> Molded Cambridge</p> <p><b>Right:</b> Custom Carved C4030 with Double-Hip Panel and Ovolo Sticking</p>	37	Steel Contours 3-Panel with 3/4 Oval ODL Cadence Glass Insert
16	IWP Custom Wood 1322 in Knotty Alder with Distressed Antique Chappo Finish, ND Glass with Patina Caming, optional Rake Top and 1" Diamond Clavos in Dark Patina	38	IWP Custom Wood E0011 in Clear Alder with Wheat Finish
18	IWP Custom Wood 190 in Genuine Mahogany with Chappo Finish	40	IWP Custom Wood E0055 in Clear Alder with Chappo Finish
19	IWP Custom Wood 386 in Clear Alder with Antique Chappo Finish and Clear IG Glass	41	IWP Custom Wood E0311 in Clear Alder with Cherry Finish
20	<p><b>Left:</b> IWP Custom Wood 141 in Cherry with Wheat Finish and B Glass, Patina Caming, All-Panel Door, Optional Carving on One Side</p> <p><b>Right:</b> IWP Custom Wood 5037 in Genuine Mahogany with Cherry Finish and Clear IG Glass, Infinity Grille in Dark Patina and Optional Radius Top</p>	42	IWP Custom Wood E0120 in Genuine Mahogany with Cherry Finish
21	IWP Custom Wood 180 in Genuine Mahogany with Wheat Finish and A Glass, Patina Caming	43	<p><b>Left:</b> IWP Custom Wood E0500 in Clear Alder with Cherry Finish and Mediterranean Cast Glass</p> <p><b>Right:</b> IWP Custom Wood E1222 in Distressed Clear Alder with Antique Cherry Finish and 1-3/4" Round Clavos in Rust Patina</p>
22	Premium Wood 1510 in Hemlock	44	Premium Wood 1022 2-Panel Shaker in Oak
23	Premium Wood 1821 in AuraLast Pine, and 1817 Sidelights	45	Premium Wood 1053 New England 4-Panel in White Pine
24	Premium Wood 8'0" 855 in Meranti with MC Series Zinc Glass	46	Premium Wood Castille Primed
25	<p><b>Left:</b> Premium Wood 3182 in Knotty Alder</p> <p><b>Right:</b> Premium Wood 153 in Meranti with BCP Series Patina Glass</p>	47	Premium Wood Kenmore in Oak
26	IWP Aurora Custom Fiberglass A1202 Mahogany Woodgrain with Cashmere Finish, Radius Top and Optional 1-3/4" Round Clavos in Dark Patina	48	Custom Carved C4000 with Flat Panel and Square Sticking
27	IWP Aurora Custom Fiberglass A225 in Oak Woodgrain with Honey Finish	49	<p><b>Left:</b> Custom Carved C2050 with Double-Hip Panel and 110/112 Raised Moulding (Custom One-Of-A-Kind Carving)</p> <p><b>Right:</b> Custom Carved C2020 with Flat Panel and Square Sticking</p>
		50	<p><b>Left:</b> Molded Santa Fe</p> <p><b>Right:</b> Molded Impression™ Mirror</p>
		51	<p><b>Left:</b> Continental™</p> <p><b>Right:</b> Flush Hardwood Veneer in Sliced Red Oak</p>
		52	Estate Series 81 Single Car with 1-3/4" Round Clavos in Dark Patina
		54	Carriage House Series #6 Single Car, Optional Pull Handle with Studs in Dark Patina
		55	Estate Series 81 Single Car with 1-3/4" Round Clavos and Knockers in Dark Patina
		56	Traditional Series #1 Single Car Short Panel with windows
		57	Carriage House Series #45A Single Car



The JELD-WEN website is your ultimate resource for learning about our reliable windows and doors. It has all the product information and design advice you need. Visit us at [www.jeld-wen.com](http://www.jeld-wen.com) today.

**RELIABILITY** *for real life*<sup>®</sup>



Official window, door and millwork provider  
of the PGA TOUR and Champions Tour

**JELD-WEN**<sup>®</sup>  
WINDOWS & DOORS



JELD-WEN is proud to support  
a better way to build

©2008, 2007 JELD-WEN, inc.; JELD-WEN, the JW icon, AuraLast, Aurora, Bostonian, Contours, Energy Saver, Etruscan, FiniShield, Gladiator, Impression, IWP, ProCore The Quiet Door and Reliability for real life are trademarks or registered trademarks of JELD-WEN, inc., Oregon, USA. All other trademarks are the property of their respective owners.

JELD-WEN reserves the right to change product specifications without notice.  
Please check our website, [www.jeld-wen.com](http://www.jeld-wen.com), for current information.

**10-486 6/08** (BT 15M 429)