



HISTORIC RENOVATION
YOUR WINDOW AND DOOR GUIDE

When you're renovating an older home, it's as important to consider the past as it is the future. After all, there's no reason to sacrifice your home's architectural heritage for lasting, energy efficient performance. With JELD-WEN® windows and doors, you'll enjoy both historically accurate design, as well as lasting durability. We offer a full range of options to ensure your choice is authentic down to the details.

This book was created to help you incorporate our reliable windows and doors into your home, whether it features Victorian, Craftsman, Old World or Colonial architecture. We think you'll find the designs and options inspiring, and that you'll take comfort in the way each product delivers reliability for real life.

Authenticity meets energy efficiency

TABLE OF CONTENTS

Considerations and tips	4
Performance factors and features	8
Victorian styles and options	10
Craftsman styles and options	14
Old World styles and options	20
Colonial styles and options	24
Window and door features	28
Resources and worksheet	34



RELIABILITY *for real life*®




Inspiring choices

Considerations and tips

During the planning stages of your renovation project, it's beneficial to think about your new windows and doors from both a design and performance perspective. To help you make architecturally accurate selections for your home, we've provided a few things for you to consider.



1. What architectural features and materials currently exist in your home?



3. Do you want windows or doors with options or custom features?



2. Are there any items your windows and doors should match, such as cabinetry or moulding?

4. What is your budget?



What architectural features and materials currently exist in your home?

Question 1 TIPS

Before you begin selecting windows and doors for your home, consider your home's exterior and interior architecture to see which shapes and materials call to mind the historical period it's from (or was designed to emulate). These elements should guide you as you choose your new windows and doors to ensure visual consistency. JELD-WEN offers an extensive range of designs and options, from exterior clad colors and historically accurate trim for our windows to decorative metal accents and architecturally inspired designs for our doors.

Are there any items your windows and doors should match, such as cabinetry or moulding?

Question 2 TIPS

When you're adding new windows or doors to a historic home, you'll want to maintain consistency with existing architectural features. Thus, choosing architecturally accurate trim, grille patterns and hardware is important. JELD-WEN offers a wide range of design options to ensure you can maintain an authentic appearance.

Think about the kind of wood and finishes already featured in your home, as well as decorative details, like crown moulding. Then you can choose JELD-WEN® windows and doors that will coordinate with these features or create a pleasing contrast. We offer windows with optional interior wood species and a wide variety of interior and exterior trim, including brickmould and several casing options. Doors come in 11 wood species (with multiple finish options), and various panel designs to complement the shapes and styles already present in your home's architecture.

Do you want windows or doors with options or custom features?

Question 3 TIPS


Choosing options for your windows and doors helps you personalize them, and taking advantage of custom capabilities lets you achieve a truly one-of-a-kind look. From exterior clad color finishes and divided lite patterns for windows to decorative glass and metal accents for exterior doors, JELD-WEN has plenty of custom capabilities. This includes creating custom wood windows and wood exterior doors to match any architectural style.

What is your budget?

Question 4 TIPS

There's a window and door for any budget, and costs can vary greatly depending on size, material type and options. Remember that overall value should be considered, rather than the price alone. For example, when you invest in our ENERGY STAR® qualified windows and doors, you'll be rewarded with reduced heating and cooling bills.


Considerations and tips *continued*



5. Will you need to replace entire windows, or just the sash?



6. Do you want to add more drama to your entrance?



7. Which building codes must your home meet?

Question 5 TIPS

Will you need to replace entire windows, or just the sash?

Sometimes replacing an entire window isn't necessary. If you have double-hung windows, and their wood frames are still in good condition, consider sash replacement kits. These kits from JELD-WEN are the easiest way to replace windows in your home, and they include insulated glass to enhance the energy efficiency of your historic home. Our sash replacement kits are available with either wood or clad-wood exteriors, and they come with all the necessary components, installation hardware, complete instructions, and options, such as divided lites.



Question 6 TIPS

Do you want to add more drama to your entrance?

By adding sidelights and transoms to your entrance you enhance the appearance of your front door, while increasing your home's visual authenticity. What's more, these elements can raise your home's perceived value. IWP® Custom Wood exterior doors, IWP® Aurora™ Custom Fiberglass exterior doors and JELD-WEN® Premium Wood exterior doors are available with a wide variety of architecturally inspired sidelights and transoms that coordinate with our door designs.

Question 7 TIPS

Which building codes must your home meet?

Windows and doors must often fulfill specific building requirements or codes. JELD-WEN offers windows and doors that meet the stringent building codes in regions prone to high winds. The windows and doors in our custom collections are the perfect choice if your home is subject to guidelines designed to preserve its architectural heritage (which may make it exempt from other codes).

Artistry that endures

Performance factors and features

Climate

It's important to remember that every climate has its own benefits and challenges. Climate is also a deciding factor in how much maintenance your windows and doors will require. We've provided the following chart to help you select appropriate products for your climate.

PRODUCT TYPE	OPTIMAL CLIMATE	MAINTENANCE LEVEL
Wood windows and patio doors*	Temperate climates	Moderate maintenance
Metal-clad-wood windows and patio doors*	Most climates	Minimal maintenance
IWP® Custom Wood exterior doors	Temperate climates (appropriate overhang required)	Moderate maintenance
Fiberglass exterior doors	Any climate (excellent for coastal and desert areas or in extreme conditions)	Virtually no maintenance
Premium Wood exterior doors*	Temperate climates (appropriate overhang required)	Moderate maintenance
Vinyl windows and patio doors	Any climate	Virtually no maintenance

* JELD-WEN® windows and doors made from solid pine AuraLast® wood require less maintenance, which means they're appropriate for more climates.

Low-E glass

High-performance Low-E insulating glass is standard on all U.S.-produced wood and clad-wood windows and patio doors, as well as our Steel patio doors. It blocks 83 percent of harmful UV rays and 96 percent of the sun's infrared heat, so homes stay cooler in the summer and interior furnishings fade less. In the winter, Low-E glass helps keep homes warmer for improved comfort and reduced condensation. It also delivers greater visible light transmittance than tinted glass.



In warm weather, Low-E glass reflects the sun's energy and reduces heat gain in the home.



In cold weather, Low-E glass reduces the amount of heat loss by reflecting it back inside.





AuraLast® wood

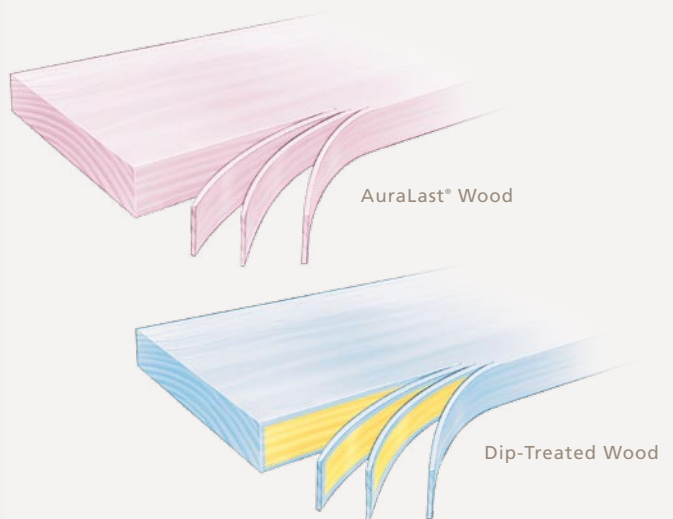
Only JELD-WEN® pine wood windows and doors made with AuraLast wood deliver superior protection from wood decay, water absorption and termite infestation. This protection is supported by our exclusive 20-year warranty.

DOOR: 1862B with shelf



AuraLast wood (shown in purple) provides virtually 100 percent penetration of the protective ingredients—from the surface to the core. This means nail and screw holes, trimming or sanding cannot compromise the integrity of AuraLast wood.

In contrast, other manufacturers use **dip-treated wood** (shown in blue), which is protected on the surface only. This means the treatment's effectiveness will be compromised when the surface is broken during installation.



NOTE: Colors are used for illustration purposes only; AuraLast wood has a clear pine color.



A number of JELD-WEN wood windows and doors made with solid pine AuraLast wood have earned the Good Housekeeping Seal.

Victorian styles and options

The term "Victorian architecture" is actually a general definition for homes built between 1840 and 1910 that include ornate, highly decorative features. A Victorian home may also be classified as High Victorian Italianate, High Victorian Gothic, Second Empire style, Stick style, Shingle style, Victorian Romanesque, Gingerbread Folk architecture or Queen Anne style.



DOOR & SIDELIGHT: 412





JELD-WEN® Premium Wood exterior doors

This door collection includes a range of designs with glass inserts that are appropriate for Victorian homes. Coordinating sidelights are also available.

To review the glass options and wood species offered in this collection, please see page 32.

Custom and premium exterior doors
Entrances with intricate elegance

If you select IWP® Custom Wood or IWP® Aurora™ Custom Fiberglass exterior doors, we recommend the following finishes and wood species (or woodgrains) for Victorian homes. (IWP offers five hardwood species; see complete selection on page 30.)

Fiberglass



Oak
(caramel)



Mahogany
(honey)

Wood



Oak
(clear)



Genuine Mahogany
(wheat)



IWP® Aurora™ Custom Fiberglass exterior doors (above)

These architecturally accurate doors and sidelights are custom made from fiberglass. They're available with a range of decorative glass inserts for added visual appeal. IWP Aurora Custom Fiberglass exterior doors are appropriate for Victorian homes in even the harshest climates.

Woodgrain, finish and glass options are shown on pages 30-31.

IWP® Custom Wood exterior doors (left)

A wide range of transoms and sidelights with elaborate glass designs are available for IWP Custom Wood exterior doors. These elements can enhance the architectural authenticity of your Victorian home's entry.

Wood species, finishes, glass and hardware options for this collection are provided on pages 30-31.

Samples of our Victorian glass options

Additionally, IWP can create custom glass designs to match original glass designs in your Victorian home.



G Glass



K Glass



D Glass



Q Glass



B Glass



B Glass

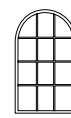
Victorian styles and options *continued*



Casement



Geometric



Radius



Double-Hung

Popular Victorian window styles

Wood windows and patio doors

Enhancing your home's character



Geometric and radius wood and clad-wood windows

Selecting a circle- or oval-shaped geometric window for a gable is an ideal way to boost your home's Victorian charm. Our geometric and radius windows are available with fixed or operating sash in a wide range of standard or custom sizes.

You can add visual interest to geometric and radius windows with unique divided lite patterns. In fact, these embellishments will perfectly coordinate with the ornate nature of a Victorian home.

To review the decorative options we offer, please see pages 28-29.

Metal clad colors

Popular Victorian exterior clad colors



White Heirloom White Desert Sand Mocha Cream Champagne

Alternative Victorian exterior clad colors



Buckskin Sage Brown Clover Mist Wedgewood Teal Redwood

Our full palette of clad colors is on pages 28-29.

Suggested interior species



Mahogany (optional)

Pine

Pine interior prefinishes



Cherry

Fruitwood

Cordovan

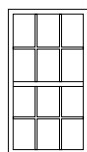
Double-hung wood and clad-wood windows

Victorian homes usually feature double-hung windows, which have upper and lower sash that slide vertically past each other in a single frame. Double-hung windows in Victorian architecture are often combined with large picture windows and transoms.


JELD-WEN offers double-hung windows with round or arched tops. For the most historically accurate appearance, choose divided lites for the top sash only. Also, select an option with an even number of lites. Some recommended grille patterns are shown below.

For complete options, please see our Web site, www.jeld-wen.com.

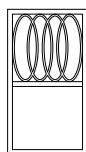
Popular Victorian divided lite patterns



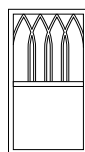
Rectangular Pattern



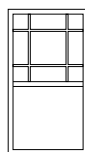
Diamond Pattern



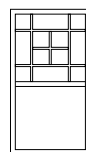
Radius Pattern



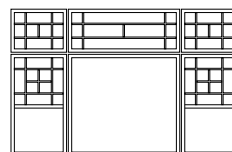
Gothic Pattern



Prairie Pattern



Uneven Pattern



Custom Pattern



DOOR: 44



Custom and premium interior doors

All the richness of wood

IWP® Custom Wood interior doors

Our IWP Custom Wood interior doors are available with wood finishes that were commonly used in original Victorian homes. These finishes are in keeping with the elegant nature of this architectural style.

See our complete range of wood finish options on page 33.

Recommended wood species and finishes for Victorian homes



JELD-WEN® Premium Wood interior doors

In this door collection, you'll find a range of wood species that will bring an opulent sense of warmth to your Victorian home's interior spaces.

Review all the wood species we offer, as well as glass options for our French doors, on page 33.

Additional JELD-WEN interior doors

JELD-WEN also offers Custom Carved or Molded interior doors, which come in 4- and 6-panel designs that are ideal for Victorian homes.

See these designs at www.jeld-wen.com.

DOOR: C4130 CUSTOM CARVED



DOOR: ARLINGTON MOLDED



DOOR: 6912



DOOR: 1051

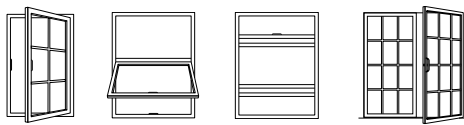


Craftsman styles and options

This American architectural style was inspired by the Arts and Crafts movement of the early 20th century. Craftsman style homes can be identified by their low-pitched roofs supported by tapered square columns, decorative beams or braces under the gables, and either full- or partial-width porches. Styles with similar features include Prairie and Shaker.



DOOR: 1862B with shelf, SIDELIGHTS: 1813



Casement Awning Double-Hung Swinging Patio Door

Popular Craftsman window styles

JELD-WEN® wood windows and patio doors

Swinging patio doors are a great choice, because they reflect the symmetry commonly found in Craftsman architecture. This sense of proportion can be conveyed further with divided lite patterns with an even number of lites or balanced Prairie-style patterns.

See our complete range of options on pages 28-29.

Wood windows and patio doors

Find beauty in simplicity

Recommended interior wood species

We recommend the following interior wood species to complement your Craftsman home.



Pacific Coast Red Alder (optional)



Mahogany (optional)



Douglas Fir (optional)



Pine

Pine interior prefinish



Cordovan

Metal clad colors

The following swatches are suggested exterior metal clad colors that are appropriate for Craftsman architecture.

Our full palette of clad colors is on pages 28-29.



White



Desert Sand



Garnet



Sea Foam



Chestnut Bronze



Cascade



Clover Mist



Mesa Red



Redwood



Black Emerald



Buckskin



French Vanilla



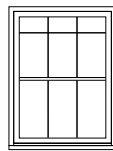
Hunter Green



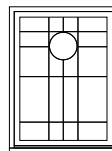
Rosewood



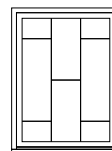
Popular Craftsman divided lite patterns



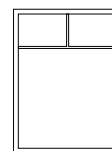
6/3 Pattern




Custom Pattern



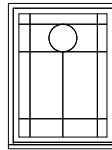
Custom Pattern



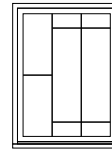
Custom Pattern



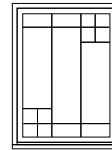
6/6 Pattern



Custom Pattern



Custom Pattern



Custom Pattern



Craftsman styles and options *continued*

Custom and premium exterior doors

Bringing Craftsman design home



IWP® Custom Wood exterior doors

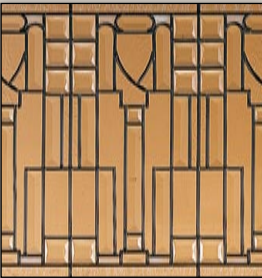



We offer a full collection of Craftsman hardwood door designs, which feature flat panels and squared trim for an architecturally accurate look. A wide variety of era-appropriate glass designs are also available for our doors, sidelights and transoms.

The full range of wood species, finishes, glass and hardware options is shown on pages 30-31.

Recommended wood species and finishes for Craftsman homes

DOOR & SIDELIGHTS: 383, TRANSOM: 600		Finish colors			Finish colors	
	Oak <i>(clear)</i>			Clear Alder <i>(wheat)</i>		
		Cherry	Ebony		Chappo	Chestnut
		Finish colors			Finish color	
	Cherry <i>(clear)</i>			Walnut <i>(clear)</i>		Chappo
		Merlot	Chestnut			

Samples of our Craftsman glass designs for IWP Custom and Premium Wood exterior doors

	
385, X glass	387, Z glass
	
	180, A glass
	
	180, Q glass

IWP® Aurora™ Custom Fiberglass exterior doors

These doors are designed to coordinate with your home's Craftsman details, and they're built to withstand the demands of any climate. They're a beautiful, low-maintenance choice.

Complete woodgrain texture, finish and glass options are shown on pages 30-31.

Recommended wood species and finishes for Craftsman homes

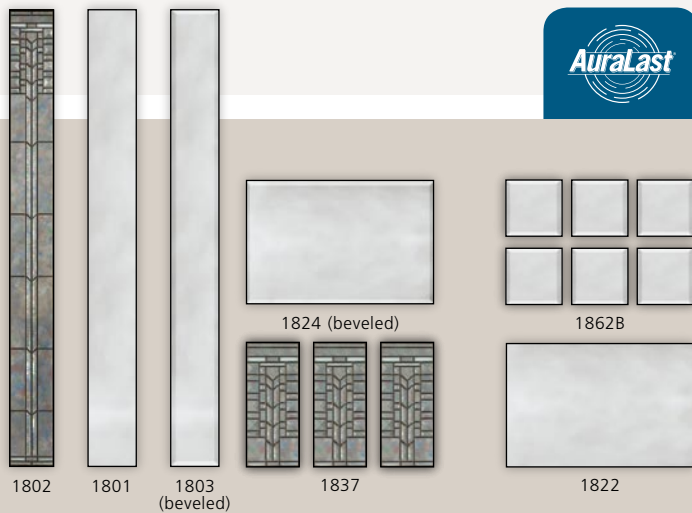


DOOR & SIDELIGHTS: A387

JELD-WEN® Premium Wood exterior doors

These doors perfectly accentuate Craftsman, Shaker or Mission architectural styles. Each door has flat panels and square trim. We also offer coordinating sidelights with decorative glass inserts, as well as an optional shelf.

To review the glass options and wood species offered in this collection, please see page 32.



DOOR: 1518



DOOR: 1821, SIDELIGHT: 1802












Custom and premium interior doors *Craftsmanship comes inside*

IWP® Custom Wood interior doors

We offer a collection of interior doors that display all the beautiful simplicity of Craftsman style. Select from a range of designs that feature the warm look of wood.

See the complete range of interior door options on page 33.

Recommended wood species and finish colors for Craftsman homes

	Finish colors	
Mahogany <i>(wheat)</i>		
	Cherry	Merlot
	Finish colors	
Oak <i>(clear)</i>		
	Merlot	Chappo
	Finish colors	
Cherry <i>(clear)</i>		
	Cherry	Wheat
	Finish colors	
Clear Alder <i>(clear)</i>		
	Chappo	Ebony

Craftsman designs from IWP Custom Wood interior doors

	
E0088	E0022

DOOR: E0044