




GOES THROUGH IT



Simpson[®]

\$10.00

There are things you do in your lifetime that make you unique. And, there are certain decisions you can make for your home that will turn it into a one-of-a-kind living space. Choosing a door from our signature Mastermark® Collection will do just that. These masterful, quality doors will distinctly elevate your home.





mas·ter·mark^{n.}
*the arrival at a place that
represents the culmination
of your creative efforts;
the endpoint of your
dedicated focus on opting
for the best*

Terrace Ridge® 6422 | shown in cherry

mastermark[®] collection



Arlington Court™

Silver caming | 4604 door, 4605 sidelights, 6791 transom



Chateau

Black caming | 4180 door, 4586 sidelights, 4783 transom



Chateau Michelle

Silver caming | 4582 door, 4587 sidelights



Chateau St. Claire

Silver caming | 4580 door, 4585 sidelights



Any Wood



Any Size



Glass Options



Caming Choices




Privacy Rating

options

If you could customise any aspect of your life, what would that be great? Well, a door can start with your choice. On the following two pages, we show you a few inspiring door options, and in each section, we walk you through the details that were taken to create this special door.


Your Options

Highlight | caming +
Remember, you have caming options that give the door distinctly different feels. For more information, visit simpsondoor.com.




Arlington Court

+ Caming	silver	black	brass
Door	4604	4602	4655
Sidelight	4605	4603	4665
*Transom	4768	4767	4765
**Transom	6791	6790	4792




Chateau

+ Caming	silver	black	brass
Sidelight	4587	4586	4686
*Transom	4785	4783	4786
**Transom	6796	6794	4796



Chateau Michelle

+ Caming	silver	black	brass
Door	4582	4583	4683
Sidelight	4587	4586	4686
*Transom	4785	4783	4786
**Transom	6796	6794	4796



Chateau St. Claire

+ Caming	silver	black	brass
Door	4580	4584	4688
Sidelight	4585	4588	4689

*Rectangular transom. **Elliptical transom.



Chateau Michelle

Chateau Michelle 4683 | shown with optional carving



AVAILABLE OPTIONS INSIDE

Open to learn how this door system was created.

“OUR DOOR”
[STEP-BY-STEP]

“We really wanted to create a dramatic entry space, and, with the help of Simpson, arrived at a creation that speaks for itself. There were so many options – really impressive options – but we managed to nail down ‘our’ door. And boy are the neighbors jealous.”

— Johnson Family, Toledo, OH



Do you want to create this door system? Here’s how they did it:

STEP 1




“First, we started with a door from Simpson’s Mastermark® Collection, *Beaumont Place* (4650). It seemed fitting for the impact we were striving for.”

STEP 2



“We loved the glass choices we had, but decided to customize our own sidelights and transoms, an option that’s a Simpson specialty.”



“The end result is a dramatic matching entry system. It’s simply magnificent.”

YOUR LIFE. YOUR DOOR.

[OPTIONS]

Remember, you can make a number of adjustments to the doors you see in this catalog to create the perfect door for your home. A few parameters you might want to consider are outlined below, and more ideas can be found at simpsondoor.com.



WOOD

There are no limits. You can choose from an array of species, from traditional to exotic, each meeting our strict grading standards.



SIZE

To obtain the ideal overall size for you, choose your door height, width, thickness, and different components such as sidelights and transoms.



CAMING

From silver to black to brass, opt for the style of caming that best complements your style.




PRIVACY

Choose a level of glass privacy, on a scale of 1 to 10, ranging from completely transparent to completely private.




GLASS IDEAS


The glass can indeed make the door. Choose from our extensive inventory of gorgeous decorative glass. Please see a few examples of our most popular glass designs below, and for more ideas visit us at simpsondoor.com.




4634 | black




4630 | brass



4390 | v-groove



4650 | brass




4655 | brass




4583 | black



4683 | brass




4688 | brass



4300 | sandblast



4308 | silver



4305 | brass



4302 | black



Beaumont Place®

Brass caming | 4650 door, 4660 sidelights, 4794 transom



Centennial®

V-groove glass | 4390 door, 4391 sidelights



YOUR LIFE. YOUR DOOR. | KEY

See more information on pages 6–11.



Any Wood



Any Size



Glass Options



Caming Choices



Privacy Rating

GET SOME INSPIRATION



Cotillion* 
Silver caming | 4633 door, 4639 sidelight

Cotillion* II 
4631 door



Cotillion* 4630 | shown in fir with 4635 sidelights


options

If you could customize any aspect of your life, what would be great? Well, at least you can start with your door. The following two pages have a few inspiring custom doors, and in each one we walk you through the choices that were taken to create a special door.

Your Options

Highlight | caming +

Remember, you have caming options that give the door distinctly different feels. For more information, visit simpsondoor.com.



		Cotillion		
+ Caming		silver	black	brass
Door		4633	4634	4630
Sidelight		4639	4638	4635



Empress® Alexandra

Black caming | 4302 door, 4322 sidelights, 4762 transom



Empress Sophia®

Silver caming | 4308 door, 4328 sidelights



Empress®

Sandblast | 4300 door, 4320 sidelights



Empress Mariner®

Brass caming | 4305 door, 4325 sidelights



YOUR LIFE. YOUR DOOR. | KEY

See more information on pages 6–11.



Any Wood



Any Size



Glass Options



Caming Choices



Privacy Rating

We know – the more great doors you see, the harder the choices get. But don't worry, we're here to ensure that the door you select is one you can imagine having for life.




Empress Sophia
Empress Sophia® 4306 | shown in fir with 4326 sidelights


options

If you could customize every aspect of your life, what would be great? Well, at least you can start with your door. The following two pages have a few inspiring custom doors, and in each one we walk you through the choices that were taken to create a special door.

Your Options

Highlight | **caming +**
Remember, you have caming options that give the door distinctly different feels. For more information, visit simpsondoor.com.

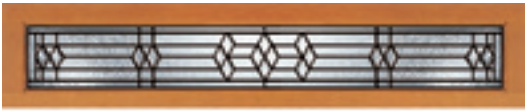
	Empress Sophia		
+ Caming	silver	black	brass
Door	4308	4307	4306
Sidelight	4328	4327	4326

	Empress	
■ Glass	sandblast	clear bevel
Door	4300	4301
Sidelight	4320	4321

DOOR WAYS



Each Simpson door is inspected carefully by a skilled artisan. No door leaves the plant with the Simpson name until it meets our rigorous standards of quality.



Stratford® 
Black caming | 4570 door, 4575 sidelights, 4770 transom



Stratford Abbey™ 
Raised panel | 4073 door

Terrace Ridge® 
Black caming | 6422 door, 6423 sidelights



Venetia® 
Silver caming | 6464 door, 6465 sidelights



Prairiefield® 
Black caming | 6426 door, 6427 sidelights



YOUR LIFE. YOUR DOOR. | KEY

See more information on pages 6–11.



Any Wood



Any Size



Glass Options



Caming Choices



Privacy Rating




options

If you could customize any aspect of your life, what would that be great? Well, at least you can start with your door. On the following two pages, we'll show you a few inspiring custom doors, and in each case, we walk you through the choices that were taken to create this special door.

Your Options

Highlight | **caming** +

Remember, you have caming options that give the door distinctly different feels. For more information, visit simpsondoor.com.



Stratford

+ Caming	clear	black	brass
Door	4571	4570	4670
Sidelight	4576	4575	4675
*Transom	7751	4770	4775



Venetia

+ Caming	silver	black	brass
Door	6464	6424	6404
Sidelight	6465	6425	6405



Prairiefield

+ Caming	silver	black	brass
Door	6466	6426	6406
Sidelight	6467	6427	6407

*Rectangular transom.

Venetia

Venetia® 6424 | 8'0" height, with 6425 sidelights

You're not just choosing a door.
You're choosing a design, and the glass anchors its beauty.



Georgian Nova®

Brass caming | 4657 door, 4858 sidelights



Arezzo Knoll™

Silver caming | 7882 door, 7873 sidelights



Georgian Essex®

Brass caming | 4659 door, 4859 sidelights



Emerald Grove™

Silver caming | 7874 door, 7875 sidelights



YOUR LIFE. YOUR DOOR. | KEY

See more information on pages 6–11.



Any Wood



Any Size




Glass Options



Caming Choices



Privacy Rating



Arezzo Grove™ 
Silver caming | 7872 door



Emerald Knoll™ 
Silver caming | 7884 door



Arezzo Knoll
Arezzo Knoll™ 7882 | shown in fir with 7873 sidelight

WANT MORE IDEAS?



Catalina I

Beveled glass | 7592 door, 7593 sidelights



Catalina II

Beveled glass | 7594 door, 7595 sidelights



Bellaire®

Beveled glass | 7598 door, 7599 sidelights



Any Wood



Any Size



Glass Options



Caming Choices



Privacy Rating



Bellaire

Bellaire® 7598 | shown in fir with 7599 sidelights



AVAILABLE OPTIONS INSIDE


Open to learn how these custom doors were created.

“OUR DOOR”
[STEP-BY-STEP]

YOUR LIFE. YOUR DOOR.
[OPTIONS]

Remember, you can make a number of adjustments to the doors you see in this catalog to create the perfect door for your home. A few parameters you might want to consider are outlined below, and more ideas can be found at simpsondoor.com.

 WOOD There are no limits. You can choose from an array of species, from traditional to exotic, each meeting our strict grading standards.	 SIZE To obtain the ideal overall size for you, choose your door height, width, thickness, and different components such as sidelights and transoms.
 CAMING From silver to black to brass, opt for the style of caming that best complements your style.	 PRIVACY Choose a level of glass privacy, on a scale of 1 to 10, ranging from completely transparent to completely private.

 **GLASS IDEAS**
The glass can indeed make the door. Choose from our extensive inventory of gorgeous decorative glass. Please see a few examples of our most popular glass designs below, and for more ideas visit us at simpsondoor.com.



“Of all the custom aspects of our home, creating a custom door was becoming the biggest challenge. But once we started working with Simpson, the process became more manageable, and we never had to compromise on creativity! They really understood our modern design sensibility.”

— The McDonnells, Portland, OR



Do you want to create these doors? Here's how they did it:

STEP 1

“We were drawn to the raised moulding and circular decorative glass options on the Empress (4300).”

STEP 2

“We knew what species we'd wanted when saw it, and indeed we fell in love with the cherry.”



STEP 3

“Our instincts told us we wanted to go more contemporary, so, with the aid of our Simpson authorized dealer, our doors were created with an amazing blue glass with the circle theme we desired. It's truly a one-of-a-kind entry, our one-of-a-kind entry.”



Sommerset™ 
Brass caming | 4002 door, 4003 sidelights

Kerrisdale Park® 
Molded glass | 4646 door, 4647 sidelights



YOUR LIFE. YOUR DOOR. | KEY See more information on pages 6–11.

 Any Wood	 Any Size	 Glass Options	 Caming Choices	 Privacy Rating
--	--	---	--	--

Beautiful. Stylish. Distinctive.
And all yours.



Windemere™

Brass caming with silver accents | 4000 door, 4001 sidelights



Brighton Point™

Silver caming | 4606 door, 4607 sidelights



7344 | shown in knotty alder with 4235 sidelight



Texas Star
Texas Star 4346 | shown in fir



Texas Star 
Black caming | 4346 door, 4345 sidelight

Dorado™ I 
Silver caming | 6670 door, 6671 sidelight



DOOR WAYS



Don't let the simple beauty of our doors fool you: Every one of them is an amazing feat of engineering. The inner core of our stiles are finger-jointed to reduce warping and twisting. Panels are sliced down the middle and then glued back

together in reverse directions, minimizing the chances for cracking and splitting. Defect-free lumber is carefully selected for each veneer. These details combine to create a stunning end result that will exceed your expectations.



Texas Star

Black caming | 4344 door, 4345 sidelight



Dorado™ II

Silver caming | 6672 door, 6671 sidelight



Give your homestead a taste of big Texas with a door reminiscent of the Lone Star state.



Dorado

Dorado™ II 6672 | shown in fir with 6671 sidelights



Wrought Iron | Low Maintenance

Our wrought iron glass units are constructed with a forged iron grille inside of a ¾" insulated glass unit. So you can enjoy the rustic charm of the wrought iron without ever having to clean it.



Laredo I
6494 door, 6497 sidelight



Laredo II
6496 door, 6497 sidelight



Laredo
6472 door, 6473 sidelight

Santa Fe I
6490 door, 6493 sidelight

Santa Fe II
6492 door, 6493 sidelight

Santa Fe
6470 door, 6471 sidelight



YOUR LIFE. YOUR DOOR. | KEY See more information on pages 6–11.

Any Wood	Any Size	Glass Options	Caming Choices	Privacy Rating
----------	----------	---------------	----------------	----------------



Laredo I
 Laredo I 6494 | shown in fir with 6497 sidelights

options

Your Options

Highlight | wood 🌳

Remember, choose the species of wood that best complements your lifestyle. For more information, visit simpsondoor.com.

Douglas Fir	Mahogany	Knotty Pine
Poplar	Cherry	Knotty Alder

Additional samples available on pages 8-9.

HERE'S A THOUGHT




Quadrille
4060 door



Madrid
4112 door



Tudor I
4040 door



Tudor II
4041 door with operable speaking port



Have you seen a door you love yet?



Tremont®
4546 door



Colonial IV
3044 door



Colonial VI
3130 door



Colonial VIII
3010 door



Tudor I

Tudor I 4040 | shown in fir with 7701 sidelights

options

Your Options

Highlight | wood

Remember, choose the species of wood that best complements your lifestyle. For more information, visit simpsondoor.com.

Douglas Fir	Mahogany	Knotty Pine
Poplar	Cherry	Knotty Alder

Additional samples available on pages 8-9.

With all of the beautiful doors in this catalog, we imagine you'll find many that will catch your eye.

Panel Options



Designer 9 4100 door



Designer 10 4400 door



Designer 14 4800 door



Aztec® 4105 | Designer 9
4405 | Designer 10



Brittania 4108 | Designer 9
4408 | Designer 10



Mariner® 4109 | Designer 9
4409 | Designer 10




Plain 4102 | Designer 9
4402 | Designer 10




Plain 4801 | Designer 14

Dresden Black caming | 4052 sidelight



Camille Brass caming | 4066 sidelight

St. Tropez Brass caming | 4063 sidelight



Sussex® Brass caming | 4076 sidelight

Glass Options



Dresden See design numbers on next page



Camille See design numbers on next page



St. Tropez See design numbers on next page



Sussex® See design numbers on next page



Barclay See design numbers on next page



Clear See design numbers on next page

YOUR LIFE. YOUR DOOR. | KEY

See more information on pages 6–11.



Any Wood



Any Size



Glass Options



Caming Choices



Privacy Rating



Designer 9 St. Tropez
 Designer 9 St. Tropez 4164 | shown in fir with 4063 sidelights

Your Options

Highlight | **caming** +
 Remember, you have caming options that give the door distinctly different feels. For more information, visit simpsondoor.com.



Dresden

+ Caming	silver	black	brass
Designer 9	4152	4155	4167
Designer 10	4452	4455	4467
Sidelight	4051	4052	4067



Camille

+ Caming	silver	black	brass
Designer 9	4162	4165	4166
Designer 10	4462	4465	4466
Sidelight	4053	4062	4066



St. Tropez

+ Caming	silver	black	brass
Designer 9	4163	4160	4164
Designer 10	4463	4460	4464
Sidelight	4065	4064	4063



Sussex

+ Caming	silver	black	brass
Designer 9	4177	4175	4176
Designer 10	4477	4475	4476
Sidelight	4077	4078	4076



Barclay

+ Caming	silver	black	brass
Designer 14	4806	4805	4804



Clear

■ Glass	Insulated Glass
Designer 9	4103
Designer 10	4403
Designer 14	4803



Life

LIFE | GOES THROUGH IT

simpsondoor.com | 1.800.SIMPSON
400 Simpson Avenue, McCleary, WA 98557

©2008 Simpson Door Company. Printed in USA. Brochure and door designs covered by copyright. Unless otherwise noted, all proprietary names are trademarks of Simpson. All rights reserved.
Reorder #9555. February 2008.

Simpson[®]