

WROUGHT IRON

Exterior Doors



doors

of a Lifetime

Simpson®


Exterior Doors



Laredo I*
6494, 6497 sidelight



Laredo II*
6496, 6497 sidelight



Laredo**
6472, 6473 sidelight

SPECIFICATIONS

AVAILABLE SPECIES:

Douglas Fir, Western Hemlock, American Red Oak and others upon request.

THICKNESS:

1-3/4"

DOOR WIDTHS:

3'0", 3'2", 3'4", 3'6"

SIDELIGHT WIDTHS:

1'0", 1'2", 1'4", 1'6"

HEIGHTS:

6'8", 7'0", 8'0" (6472 and 6470 only and available with wood panel bottom)

PANELS:

1-7/16" Double Hip-Raised Innerbond® Panel

GLASS:

3/4" Insulated Glazing with Internal Forged Iron Black grille



Santa Fe I*
6490, 6493 sidelight



Santa Fe II*
6492, 6493 sidelight

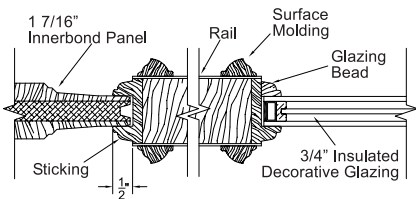


Santa Fe**
6470, 6471 sidelight

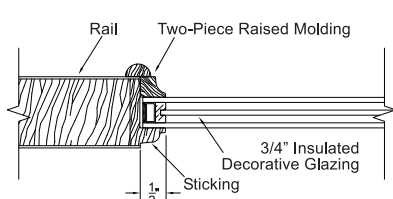


DOOR CROSS SECTIONS:

*DOORS WITH PANELS



**FULL LIGHT DOOR



Laredo I 6494 with 6497 sidelights. Shown in Fir.

On cover: Laredo II 6496. Shown in Fir.

Simpson®

1-800-952-4057

400 Simpson Ave • McCleary, WA 98557